

BUSINESS STAR

Devoted to Food Processing Sector

www.businessstar.in

ENGLISH MONTHLY

A Publication of
NNS
Media Group Since 1950

Special Issue On
Gulfood
13-17 FEB 2022
DUBAI WORLD TRADE CENTRE

Products We Offer

Non Alcoholic Bar syrup • Spices & Herbs • Gourmet Sugars
Seasoning • Baking Essentials • Milkshake mixes • Culinary Sauces
Dessert Toppings • Fruit Crushes • Syrups & Cordia • Lime • Lemon Juice
Custard & Cornflour • Jelly Crystals (Vegetarian) • Preservative & Additive
Instant Soup Powder



Find us on : linktr.ee/solarsalesindia

SOLAR SALES INDIA
Serving since 1953
AN ISO 9001:2015 AND 22000:2018 CERTIFIED COMPANY



Please also See
Page 30-31



amazon



Available at: www.amazon.in | www.flipkart.com

Contact us : info@solarsales.in | <https://pcandsons.com>


902/290, Lane No. 4, Industrial Area, Shalimar Village,
Delhi - 110088



AGI**MILLTEC**

CLEANING, GRADING & SORTING SOLUTIONS FOR SEEDS & OTHER GRAINS

- Efficient Segregation Grains.
- Power Efficiency.
- Hygiene Friendly Equipment.
- Unmatched Service Support.

**FINE CLEANER****PRE CLEANER****DESTONER****CLASSIFIER****PACKING MACHINE****COLOR SORTER****GRAVITY SEPARATOR**

PLANT HYGIENE SYSTEM :

Magnets, Cyclones, Air Lock Valves.

PREFERRED GLOBAL COMPANY FOR ALL GRAIN PROCESSING SOLUTIONS

MILLTEC MACHINERY LTD.
No. 51/A , 1st Phase, KIADB Indl Area
Bommasandra, Bangalore -560099

Follow us on



@agrowthintl / AGGROWTH.COM

TEL: +91-80-28016666
Email: milltec@milltecmachinery.com
Website : www.agrowth.com
www.milltecmachinery.com



**THE GOODNESS OF WHEAT,
THE TASTE OF HEALTH.**



— www.mymario.com —



TASTE LEADER

QUALITY LEADER



www.mymario.com



nourish
nutrition ka vaada

अब पायें अपने पसंदीदा
नरिश ग्रोसरी प्रोडक्ट्स,
अपने घर पर

Upto **45% Off**
Cash on Delivery
Free shipping

For exclusive offers



SCAN
THE
CODE

Log on to
www.nourishstore.co.in



B.L. AGRO INDUSTRIES LIMITED

Corporate Office: B-31, Road No. 2, Parsakhara Industrial Area, Bareilly (U.P.)
enquiry@blagro.org | www.blagro.org | Tollfree: 1800 121 158158

*T&C Apply

moi
COMMODITIES



Mewah

Global Brands, Local Favourites



Looking for Private Label/ Your Own Brand in Basmati?

Complete solution to help you develop your own brand.

Promise to ensure consistent quality as we would like to pack in our own brands.



For your family, with love



MOI Commodities India Pvt. Ltd.

A FAST-EMERGING FRONTRUNNER IN THE BASMATI RICE INDUSTRY!

CERTIFICATIONS :

FSSAI • FSSC 22000 • HALAL INDIA • NPPO (USA & CHINA) • GVCS

www.mewahgroup.com | www.moigroup.com | www.moicommodities.com

Customercareindia@mewahgroup.com

Follow us on



Flexible Packaging Manufacturer



- FMCG • PHARMA • PERSONAL & HOME CARE
- PET FOOD INDUSTRY

2 LAYER | 3 LAYER | 4 LAYER | 5 LAYER | ROLL FORM | ALL KINDS OF POUCHES

Abhiuday Print Industries (P) Limited

GURRUDAS BANSEL | AMMARNATH BANSEL

+91 92281 61616 | www.abhiudayprintindustries.com

abhiudayprintindustries@gmail.com | abhiudayprintindustries@yahoo.com

BUSINESS STAR

Devoted to Food Processing Sector

FEBRUARY - 2022

ADVERTISER INDEX

Party Name	Page No.
A.L. OVERSEAS PVT. LTD.	41
ABHIDAY PRINT INDUSTRIES (P) LIMITED	03
ADCO PRIME GENERAL TRADING LLC	FRONT FOLD
AGLO POLYMERS PVT. LTD.	49
AJAY ENTERPRISES	22
ALL INDIA RICE EXPORTERS ASSOCIATION (AIREA)	16
ARM STRENGTH INDUSTRIAL CO.	32
ARUN COLOUR CHEM PVT. LTD.	45
B.L. AGRO INDUSTRIES LIMITED	FIRST OPENING PAGE
BALA JI FOODS	38
BHARAT INDUSTRIAL ENTERPRISES LTD.	18
BIKANERVALA	09
BOMBAY FOODSTUFF TRADING CO. LLC	06
CHAMAN LAL SETIA EXPORTS LTD.	21
DUBAI PHOTO PAGE	28
EDITORIAL	14
EMINENCE EQUIPMENTS PVT. LTD.	83
ETIYASHI FOODS & SPICES PVT. LTD.	23
EXCEL MAGNETICS	91
FOODEES GROUP	39
GABBAR ENGINEERING CO.	85
GAUTAM GENERAL TRADING LLC	FRONT FOLD
GAYATRI MAGNET	42
GLOBAL ORGANIC EXPO 2022	48
GOGREEN WAREHOUSES PVT. LTD.	51
GPA FOODS PVT. LTD.	33
GrainEx INDIA	44
HINDUSTAN GLOBAL	11
HOTEL CITY PARK	95
JABS INTERNATIONAL PVT. LTD.	89
JK LAKSHMI CEMENT	15
JKT ENTERPRISES PVT. LTD.	13
K LAL INTERNATIONAL FZE	24
MANISHANKAR OILS PVT. LTD.	47
MOI COMMODITIES INDIA PVT. LTD.	02
MOOKAMBIKA RICE & GRAINS TECH EXPO	52
NATURE BITE PVT. LTD.	27
NEEPAJ TRADERS	07
OPTICS TECHNOLOGY	34-35
PANSARI GROUP	36
PARAM PREMIUM	53
PEARL LINE TRADING LLC	12
RAJNIKANT B. PORAT	42
RIB INTERNATIONAL SHIPPING PVT. LTD.	LAST TITLE
RICHFIELD INDUSTRIES PVT. LTD.	37
RIDHI SIDHI SPICES	87
ROYAL LTC INTERNATIONAL FOODSTUFF LLC.	08
SATISH TRADING CORPORATION	29
SESAME & SPICES EXIM	17
SHRI FATS & PROTEINS PVT. LTD.	25
SAF BOILERS & DRIERS PVT. LTD.	05
SOLAR SALES INDIA	FRONT TITLE
SSG PHARMA	94
SUNDEX PROCESS ENGINEERS PVT. LTD.	93
TRDP HAPPY WORLD	96
TRDP HAPPY WORLD	LAST INNER
TRDP HAPPY WORLD	LAST FOLD BOTH SIDE

CONTENTS

Hindustan Global	10
Editorial	14
Bharat Industrial Enterprises Ltd.	19
Chaman Lal Setia Exports Ltd.	20
ADCO Prime General Trading LLC	26
Solar Sales India (Cover Story)	30-31
Foodees Group of Consultants	38
R.B. International Shipping Pvt. Ltd.	40
Bikanervala	46
B.L. Agro Industries Limited	50
Rains improve corn crop condition in Argentina	54
Bangladesh preparing roadmap for increased...	54
Economy survey: Despite Covid-19 shock...	55
Union Budget 2022-23: Allied farm, food...	56-57
Food for Future Summit & Expo to debut at...	58
In 2022, sown areas under buckwheat will be...	58
Forthcoming Trade Shows and Events	59
Organic food market gains ground in Qatar	59
ISMA revises upward sugar output at...	61
Non-basmati rice exports may exceed target...	62
Argentina exchange cuts soybean harvest...	62
Severe drought lowers Turkey's wheat harvest	65
Millets: APEDA aims at doubling footprint...	65
South Korean rice imports decline	66
Agriculture experts cultivate purple wheat...	66
Optics Technology	67
Spices Board puts cap on cardamom...	68
Spain expects to produce 1.254M tons of olive...	68
Dubai: 1,243 new food outlets opened in...	68
Thailand aims to ship 7 mln tonnes of rice in...	69
EU soft wheat stocks to rise on higher imports	69
Brazil's January Soybean Exports...	70
Govt extends stock limits on edible...	70
Export of Organic Foodgrains	71
Neepaj Traders	71
Govt. may continue rice subsidy...	72
Kazakhstan to lift restrictions on...	72
Titli Spices	73
Throwback at Gulfood 2021	74-75
Export of Basmati Rice during...	76-79
China lifts restrictions on Russian...	80
USDA pegs Illinois No.1 for soybeans...	80
Eminence Equipments Pvt. Ltd.	82
Gabbar Engineering Co.	84
US whole wheat flour production...	88
Cambodia ships more than 53,000...	88
PM kickstarts 50th Anniversary...	90
Price volatility of TOP Crops	90

- Business Star International Monthly is posted by the 18th of every month invariably and in case it is not delivered within a week, please inform us.
- Annual Subscription: Rs. 1000/- in India, Dirham 250 in Dubai & US\$ 95 overseas else where.
- All payments should be made by Payee's A/c cheque / draft only in favour of NNS ONLINE PVT. LTD., NEW DELHI (INDIA)

WE BUILD WORLD'S BEST PADDY PARBOILING PLANTS.

OVER 5000+ PLANTS ACROSS THE WORLD.

SKF Boilers & Driers Pvt. Ltd., have installed over 5000 clients' paddy processing plants across Asia, Africa and Central America with region-specific plants leveraging our advanced innovations. No wonder the industry calls us the makers of The World's Best Paddy Processors!

ANY PLACE

SKF has presence across three continents

ANY PADDY

Only company in India to process every possible variety of paddy in the world with highest yields.

ANY PROCESS

- Accelerated Aged (Steamed)
- Half Boiled
- Boiled
- Plc Automated Continuous Pre Steaming System
- Plc Controlled Final Online Cooking System
- Sella Process
- Raw Paddy Drying
- Plc Automated Driers
- Fully Automated Plant



SKF Boilers and Driers Pvt Ltd,
#129, Bannadka, Belvai-574213,
Moodbidri, Mangaluru,
Karnataka, INDIA.

T: +91 8258 298291 / 292
E: marketing@skf.global
W: skf.global



SKF

We Count Every Grain!

Whole Spices • Powder Spices • Dry Fruits
Pulses • Herbs • Oil Seeds • Grain



Chandpole Bazar, Jaipur (India)-302001



Al Ras Deira, Dubai, UAE • Tel: +971 4 225 1330





NEEPAJ TRADERS

— Soap Oils & Edible Oils —

Intermediaries - Edible & Non Edible Oils
Soap Material • Imported Oil • Spent Earth • Gums • Fatty Acids

**Believe Us,
You Will Love It.**

Prem Aggarwal - 9810241779, 9310241779
Aashish Gupta - 9555808080 • Virender Verma - 9555444556

Office: F-24/102, 1st Floor, Sec. - 7, Rohini, New Delhi-110085 • Telephone: 011-27931130, 27050521
E-mail: 12.aashish@gmail.com • Website: www.neepajtraders.com

Royal Ltc International Foodstuff L.L.C.

Importers, Exporters, Trader, Wholesaler & Stockiest of All Kinds Foodstuff



EXPORTS

Spices: Coriander Seeds, Cumin Seeds, Fennel Seeds, Fenugreek Seeds, Cardamom, Ginger, Black Cumin, Black Pepper

Oil Seeds: Sesame Seeds, Groundnut Kernels • **Pulses:** Chickpeas, Green Mung, Black Chana

Imports: Almonds, Pistachios, Walnut, Cashew

Other Items: Water Melon, Red Kidney Beans, Lentils (Red & Green), Pop Corn

Shop No. 12, Al Hawaii Building, Al Ras, Deira, Dubai - U.A.E. P.O.Box No. 65170
Tel: +971-4-2697270 • Fax: +971-4-2697073 • E-mail: royalltcfodstuff@gmail.com
SUNNY (DIRECTOR): +971-55 8342683, +91-9998056688 (INDIA)

Bikano

Bikano Bhujia ***Kurkuri khushiyan!***



Barson Se Bikano

www.bikano.com



Govt. Recognised Export House



Hindustan Global

exporting spices with ancient
goodness & contemporary technology


Hindustan Global, based at Navi Mumbai, Maharashtra, India is Govt. recognised export house dealing in commodity Distribution, Trading and Marketing. The company was established in 1996 by the name Indian Global and in the year 2003, it was renamed as Hindustan Global. Over the years, the company has developed outstanding relationships with the customers and the suppliers through extensive contacts in the industry both domestic and international markets. The company mainly deal in Spices, Seed Spices & general Foodstuff. The company is touching new heights under the leadership of partners Mr. Nilesh Ruparel and Mr. Mayur Thakkar. The company provide their customers honest service in all transactions, best prices possible, understanding and having flexibility towards all parties.

Hindustan Global observes high quality standards during the manufacturing and packing of their products. They have an arrangement to make direct procurement of raw materials from the farms and cooperatives and are able to offer both processed and unprocessed spices that are commensurate with international standards. The company's superior infrastructure coupled with expert minds in the field ensure the highest standards of manufacturing and packaging and the products reach their destinations without losing any of their flavor, texture, taste or nutritional quality. The company's product range includes: **Whole Spices**- ajwain seeds, black cardamom, celery seeds, dill seeds, nigella seeds, black pepper, coriander, fennel seeds, fenugreek seeds, green cardamom, turmeric fingers, cumin seeds, chilly whole, bay leaves, tamarind, ginger whole etc; **Ground Spices**- black pepper powder,

coriander powder, curry powder hot, fennel powder, nutmeg powder, celery powder, cinnamon powder, crushed Chilli, fenugreek powder, turmeric powder, chilly powder, cloves powder, curry powder madras, mustard powder etc and **Mixed Masalas** such as amchur powder, chana masala, chicken tikka masala, pav bhaji masala, sambar masala, biryani masala, chat masala, meat masala, pickle masala, rajmah masala, tandoori chicken masala, branded mix masala, garam masala, pulao masala etc. Hindustan Global strive to maintain the highest standard of quality in keeping with the highly quality conscious food export market of today. A team of quality controllers oversee every stage from the procurement of raw materials to packaging and storing of the packed products. Exceptionally high standards of hygiene and quality are maintained during every step of the processing and

experts in the field inspect all raw materials at the source to check for adulteration or poor quality. Their industry experts also conduct regular studies on market requirements and modern trends in food processing and this enables us to make timely modification in product ingredients and technology. Their in-depth knowledge of products coupled with stringent quality control measures have made it possible for them to deliver world-class products to their customers. They also offer product customization in relation to the use of ingredients. The company's infrastructure can provide a variety of value-added services to their clients in accordance with their requirements. Some of them include: Pulverizing of spices; Cleaning and sorting of spices to ensure purity; Roasting & blending of spices to enhance flavour and aroma; Ensuring uniform mesh size of spice powders by the process of sieving; Special processing and preservation methods for spices in order to reduce moisture and micro contamination and Removal of all ferrous as well as non ferrous contamination in ground spices. Thus, Hindustan Global has combined the ancient goodness of spices with contemporary technology to offer the best flavours of India. They take pride in belonging to a nation that has shown spectacular growth in exporting spices, attaining nearly 50 percent of the global market.

A
taste of the
rich Indian
culinary
heritage.



HINDUSTAN GLOBAL

Govt. Recognised Export House

Office No. 103, Plot No. 1A, Sector 19C,
Vashi, Navi Mumbai - 400 705, India

Phone : +91-22-27831216

Fax : +91-22-27830725

Mobile : +91-9821034246

e-mail : info@hindustanglobal.com



Pearl Line Trading LLC

IMPORTERS | EXPORTERS | INDENTORS

SPICES • DRY FRUITS • BEANS • PULSES • RICE • SUGAR • CANNED FOODS



International Famous Green Cardamom Agent Pearl Line Trading LLC Represents 'Elephant' Brand Monte De Oro Guatemalan Green Cardamoms Since 25 Years.



We are also representative of 'Emperor Akbar' brand in Iran, Dubai and other Middle East countries.



Pearl Rose Garments And Accessories Trading LLC

KUSHAL BHATT
MD & DESIGNER

Bespoke **ERKAN**
Tailored Suits



ERKAN
DUBAI

Opp. Cosmos Lane, Meena Bazar, Next to Bafleh Jewellers,
Bur Dubai, U.A.E., P.O. Box: 47300
M: +971-54 3978813, +971-52 9343440, +971-50 6525813



P. O. Box 47300, Office: 307, Al Hashemi Building, Opp. Al Ras Metro Station, Al Ras Foodstuff Wholesale Market, Deira, Dubai, UAE

+9714 2354748 • Fax: +9714 2354761 +97150 6525813, +97155 9177799 +97156 3064656

pearline@gmail.com, pearl@eim.ae, chetanbhatt21@yahoo.co.uk Chetanpearl Pearl Line

- CONTACT PERSONS -

Chetan Kanakral Bhatt (Director), Kushal Bhatt (Marketing), Prashanth Eldi (Administration),
Datta Ram (Logistics), Mr. Rauf (Transportation), Ganesh (Logistics International)

**Quality Promise
Quantity Success**



FOR
JKT
"QUALITY"
MATTERS

THEN
"QUANTITY"

JKT Group
Nature's Best, Naturally!



JKT Enterprises Pvt. Ltd.

: India :

Plot No. A-787/2/2, TTC, Industrial Area, Khairane, Navi Mumbai-400 703, India
Tel. : +91-22-41028800 (30 Lines) | Fax : +91-22-41028888 | E-mail : marketing@jktenterprises.com

JKT Foods Europe BV

: Netherlands :

Veraartlaan 8-124, Rijswijk ZH, 2288GM, The Netherlands | Office No. : +31 707110288, Fax : +31 707110289

JKT Foods Europe Limited

: United Kingdom :

The Old Rectory, Main Street, Glenfield, Leicestershire, Le3 8DG, United Kingdom | Tel. : 44 1162 32 5214, Direct Tel : +44 20 3290 9807

JKT Foods Europe DMCC

: Dubai :

2201, Indigo Icon, Cluster F, Jumeirah Lakes Towers, Dubai, United Arab Emirates
Website : www.jktfoods.com

Founder

Late Shri Neki Ram Gupta

Inspirer

Late Shri Kesar Singh Gupta

Editor

Akshay Gupta

Managing Editor

Rajesh Gupta

Corporate Office**NNS Online Pvt. Ltd.**

Meri Delhi House

25/10, East Punjabi Bagh,

New Delhi-110026

Mob: 9899632000, 8447732401

E-mail: nnsnline@nnsnline.comWebsite: www.nnsmediagroup.comwww.businessstar.in**Subscription**

Single Copy ₹100/- (Annual ₹1000/-)

All payments should be made by

Payee's A/c Cheque / Draft only

in favour of **NNS ONLINE PVT. LTD.**

New Delhi (India)

Business Executives

Rakesh Goel, Anil Rana

Ravi Kant Sharma, Kamal Joshi

Anuj Sharma, D.P. Singh, Ajay Sharma

Published, Printed & Edited by Akshay

Gupta at 25/10, East Punjabi Bagh,

New Delhi-110026 on behalf of

NNS Online Pvt. Ltd., New Delhi-26

and Printed at Abhinav Advertising,

C-38/4, Lawrence Road, Industrial

Area, Delhi-110035.

RNI No. 40558/83

Regd. No. DL(W)/05/21/07/2021-2023

U (DN) 148/2021-2023

A Publication of

NNS

Media Group Since 1950

**Editorial**

27th edition of Gulfood to shape the future of F&B sector

Gulfood 2022 is the first event of the year to truly represent the ever-evolving global F&B trends to meet those consumer demands. The 27th edition of Gulfood, the world's largest annual F&B sourcing event is taking place from February 13 to 17, 2022. The event, which will span 21 Dubai World Trade Centre (DWTC) halls, will underscore the UAE's status at the forefront of sector change and leading role in tackling global issues, with the launch of Gulfood Zero Waste, a global campaign in partnership with restaurants and hotels driving the zero waste initiative globally. Gulfood Zero Waste will light the way in addressing this major global issue, with chefs from 30 UAE restaurants, cafes and dark kitchens focusing on sustainable practices using local produce via off-site workshops and masterclasses. The Gulfood 2022 onsite Zero Waste Mega Impact will aim to collect 1,000kg of food wastage to produce 400kg of compost, equating to a CO2e emissions saving of 1,000kg.

Gulfood

This year's edition of Gulfood is coming back with a host of new initiatives, engaging elements and more award-winning chefs than ever before. This year's event will feature the Gulfood e-commerce platform, an exclusive networking and conference agenda powering the increasingly growing role of the digital marketplace in the food supply chain. Gulfood YouthX, in partnership with Hilton and Dubai College of Tourism, is a first-of-its-kind platform to empower the most promising aspiring chefs, featuring a massive mentorship and scholarship programme. Taking experiential culinary to new heights with a star-studded line-up of award-winning chefs, influencers, food journalists, disruptors and global trend-setters, the Gulfood Top Table will allow industry, media, disruptors and global trendsetters to come together in a masterclass extravaganza.

Speaker events have always been a big draw at Gulfood. Gulfood Inspire, sees a host knowledgeable of speakers take to the stage, providing industry experience and industry pathways. Another major event taking place at the F&B event is the Gulfood Global Changemakers programme. This future-focused start-up initiative will see 30 to 40 embryo ventures pitch innovative ideas and food tech solutions to renowned venture capitalists and investors. Renowned for providing global opportunities, this year's Gulfood will once again connect global producers and buyers, showcasing impact-driven solutions, new products and trends that are impacting the entire value chain as well as addressing global industry challenges.

Speaker events have always been a big draw at Gulfood. Gulfood Inspire, sees a host knowledgeable of speakers take to the stage, providing industry experience and industry pathways. Another major event taking place at the F&B event is the Gulfood Global Changemakers programme. This future-focused start-up initiative will see 30 to 40 embryo ventures pitch innovative ideas and food tech solutions to renowned venture capitalists and investors. Renowned for providing global opportunities, this year's Gulfood will once again connect global producers and buyers, showcasing impact-driven solutions, new products and trends that are impacting the entire value chain as well as addressing global industry challenges.

For Any Enquiry or Information Related to NNS Media Group / Business Star, Call or WhatsApp to 9899632000, 8447732401

www.nnsmediagroup.com



JK LAKSHMI
CEMENT

आ स्ट्रेन्थ दिखा

अटूट इरादा और नई कला के साथ आजो लोई संश्लिष्ट सोप के घपटो को, और पुनर्निर्माण करे एक सशक्त भारत का. जहाँ हर सपने को सप होने का मौका भी मिले और हिससा भी. फिर बात पाई एक नई सोप, बुलंद हिससे की हो या घर पुल और ऊँची इमारतों बनाने की हो, जेके सक्ती सीमेंट इंडिया की उन्नति के लिए सदैव तयार है, आपके साथ.



आधुनिक तकनीक से
बने क्वालिटी प्रोडक्ट्स



केमिकल
परफॉरमेंस



125 सालों का
बाइसा



कस्टमर डेवलापमेंट
सर्विस

इंडिया, अब सोच करो बुलंद.



Helpline Number: **1800 102 5097**

www.jklakshmicement.com

facebook.com/JKLakshmiCement034

telegram.com/JKLakshmiCement034



THE ALL INDIA RICE EXPORTERS' ASSOCIATION (AIREA)

The All India Rice Exporters' Association (AIREA) is the apex trade body of rice exporters of India. It has been constantly serving the rice trade since its inception in 1989.

AIREA's role and activities include:

- Counselling and advising trade about the emerging trade scenario in the global market
- Informing trade about the evolving sanitary and phyto sanitary requirements in the external market
- Disseminating market intelligence from time to time
- Circulating trade leads to its members for developing business
- Liaison with Provincial and Federal Government about various trade issues
- Projecting trade related policy requirements for inclusion in various policy instruments including the Foreign Trade Policy
- Organizing capacity building programs
- Organizing training programs for farmers and other stakeholders
- Participation in International and Domestic Trade events / exhibitions / seminars etc.

About Rice: Rice is the staple food for half the world population and 90% of global rice production happens in Asian continent with China and India being No1 and No 2 producers. India produces a large number of non basmati rice varieties across provinces.

India also produces Basmati rice – the Scented Pearl – in a geographically designated region falling under the foothills of Himalayas and encompassing the provinces of Punjab, Haryana, Uttarakhand, Himachal Pradesh, Delhi, Western Uttar Pradesh and three districts of Jammu Division in Jammu & Kashmir State.

Basmati rice is known for its sleek and slender grain with silky texture, tapering ends, unique aroma and typical cooking characteristics.

Basmati rice is a registered Geographical Indication (GI) of India.

Rice Production in India: India produces around 118 million metric tonnes of rice of which around 8 million tonnes is Basmati Rice.

Rice Exports: India exports around 4.5 million tonnes of Basmati rice and 8-12 million tonnes of non Basmati rice. During the current fiscal 2020-21 India is expected to touch a record overall rice export figure in the vicinity of 14-14.5 million tonnes.

Year	Basmati Rice-MTs	Non Basmati rice-MTs
2018-19	44,14,584	75,99,674
2019-20	44,54,657	50,40,708
2020-21	44,36,531	130,87,914
2021-22 (April-Dec)	27,45,671	1,25,31,425

Indian rice is exported to over 160 countries across continents.

How can AIREA help overseas interests? Apart from delivering its mandated role, AIREA can act as a matchmaker for overseas interests. Anyone interested in doing rice trade with India can get in touch with AIREA which will connect them to right kind of players for long term and reliable business.

Our contacts:

Vinod Kumar Kaul Executive Director
All India Rice Exporters' Association (AIREA)

511, 5th Floor, D Mall, Plot NO A-1, Netaji Subhash Place, Pitampura, New Delhi 110034 Tel: 00-98-91-11-41071555
Mobile: 00-91-98-112-99048 Email: exe.dir@airea.net; riceassociationindia@gmail.com Website: www.airea.net



ONE STOP SOLUTION FOR YOUR PRODUCT EXPORTS TO WORLD



Sesame & Spices Exim



26 YEARS EXPERIENCE IN EXPORTS BUSINESS

INTERNATIONAL BROKERS

PRODUCT RANGE

Chirag Shah
+91 97732 34300

OIL SEED / BAKERY INGREDIENTS

NATURAL WHITE / BLACK / GOLDEN SESAME SEED & HULLED SESAME SEED, PEANUTS : JAVA, BOLD, TJ, BLANCHED & GROUNDNUT IN SHELL
LINSEED, SOYABEANS, WATERMELON SEED HULLED & KERNELS, DESICCATED COCONUT

SPICES DRY RAISINS : MALAYAR, BROWN, GOLDEN, GREEN, BLACK


CUMIN SEED, CORIANDER, TURMERIC, FENUGREEK, FENNEL, NIGELLA (KALONJI- BLACK SEED), CHILLIES, MUSTARD, AJWAIN, DILL SEED,
ASALIYA, BASIL SEED, DRY GINGER, CARDAMOM ASAFOETIDA, GROUND SPICES, SPICES MIXES BLEND LIKE CURRY MASALA,
& SEASONINGS DEHYDRATED GARLIC & ONION PRODUCT, HERBS : SENNA LEAVES/PODS, BOR LEAF POWDER, HENNA POWDER

GRAIN/CEREALS/BIRD FEED/ANIMAL FEED CHICKPEAS DESI & MEXICAN KABULI TYPE

MILLET (BAJRA), SORGHUM, MAIZE, WHEAT, BARLEY, SAFFLOWER, YELLOW PANICUM MILLET, MAIZE GRITS,

HEALTH FOOD ROASTED GRAM WHOLE WITH SKIN / WITHOUT SKIN / SPLIT CORN FLAKES, RICE FLAKES, PUFFED RICE, AMARANTH

FLOUR GRAM FLOUR, PEAS FLOUR, WHEAT FLOUR, FENUGREEK FLOUR,



SHOP NO. : H-25, OLD MARKETING YARD (APMC), NEAR RTO OFFICE, RAJKOT, GUJARAT INDIA - 360003.

PHONE : +91 97732 34300 & 78784 07660 EMAIL : CHIRAG.SESAMESPICES@GMAIL.COM WEB : WWW.INDIANSESAMESPICES.COM



Basmati...

Crowned Kind of Rice



BHARAT INDUSTRIAL ENTERPRISES LTD.

Export Office - BP 109, Pitampura, Delhi 110088

Tel : +91-11-27312788 & 27312778

Fax : +91 11 - 27312979

Email : biel@bielfood.com | biel1@bielfood.com

Website : www.biel-food.com

Factory - Taraori 132 116, KARNAL (Haryana)

Tel : +91 1745 242085 Fax: +91 - 1745 242555

IRAN GMP APPROVED



AN ISO 22000:2018, HACCP, BRC, IFS, FSSAI, CERTIFIED CO. & REGD. IN NIPPO
GOVT. RECOGNIZED STAR TRADING HOUSE RICE MILLERS & EXPORTERS
AN ORGANIC CERTIFIED CO.
GOVT. RECOGNIZED STAR TRADING HOUSE RICE MILLERS & EXPORTERS



Bharat Industrial Enterprises Ltd. eminent miller and exporter which delivers excellent quality rice



SHRI NATHI RAM GUPTA
Chairman & President (AIREA)



MR. MOHIT GUPTA
CEO (Director)

What does it take to produce the most sought-after, world-class basmati rice? The answer is simple – world-class rice processing plants. And with this vision, Bharat Industrial Enterprises Limited (BIEL) came into existence in 1969 with the motto of quality products at affordable prices. The company has its registered office and factory at Taraori (Haryana), the biggest and finest export market in India. The export office is located in New Delhi, the capital of India. Its rice factory at Taraori (Haryana) has milling capacity of 12 metric tonnes per hour. Not only that, the plant is ISO 22000: 2005, GMP, HACCP & BRC approved. The entire, out in house to ensure the quality of the product to be up

to global standards. BIEL is an ISO 22000: 2005, & REGD. in NPPO, Govt. recognized star trading house. The company's owned brand "Indian Queen" rice is delicious

to eat and holds rich aroma and flavour and is popular among Indian as well as International customers.

Bharat Industrial Enterprises Ltd. is guided and managed by Mr. Nathi Ram Gupta as Chairman and Mr. Mohit Gupta as Director of the company. Mr. Nathi Ram Gupta is also the President of All India Rice Exporters' Association (AIREA). Under their direction, the company has

expanded its product range and became an exemplary service provider in the rice industry. Their sustained efforts in maintaining a standard which is unchallenged has helped the company in accomplishing cult status for itself. The hard work of management and team has marked the company's presence in countries like Saudi Arabia, Kuwait, UAE, Canada, US, Jordan, Syria, Australia, Qatar, Germany etc. Besides traditional Basmati rice, the company deals in 1121 and Pusa Basmati along with short and long grain non-basmati rice. The company deals in all types of parboiled (white and golden), raw and steam rice varieties. Paddy is purchased in bulk keeping with buyer's contracts and milling practices. The team of experienced professionals are equipped to sift and identify traditional Basmati amidst a 1,000 other varieties. Bharat Industrial Enterprises Ltd. is doing all type of packing like Jute, Fabrics & Laminate in every weight category. The company has also adopted latest technology for the parboiling process and uses reverse osmosis water to maintain the natural aroma and taste of rice to its maximum. The company has full-fledged R & D facility at its factory where the latest machines and equipment's are made available to the finest brains in food technology to come up with world class products. Not only the technical resources but their human resource is also an asset. The company has pool of

engineers and all other technical and professional staff to maintain the standards which are required for the global market. Commitment to quality is

the essence at

Bharat Industrial Enterprises Ltd. And this is the reason why the company has access to the world's most discerning customers. The stringent quality specifications set by the company is what makes it stand apart. No wonder, the company has all the necessary certifications both in Basmati rice and foods manufacturing.





Chaman Lal Setia Exports Ltd. its brand 'Maharani' becomes an international entity in rice industry

Chaman Lal Setia Exports Ltd. was established in 1974 in Amritsar, Punjab and went on to become the leading manufacturer & exporter of basmati rice. The company with its flagship brand "Maharani" basmati rice is one of the most trusted basmati rice companies in India due to its honest dealings and fair business practices. Founded on the core principles of integrity, trust, honesty and fair dealings, Chaman Lal Setia Exports Ltd. flourished as its Maharani basmati rice gained popularity for its distinguished flavour and taste. Chaman Lal Setia Exports Ltd., a recognized Three Star export house by the Govt. of India, is an ISO 22000-2005, HACCP, HALAL company possessing GMP certification from Intertek. The company got listed in Bombay Stock Exchange (BSE) in the year 1995; CRISIL A-/Stable, D&B Rating 5A2. It is also a governing body member of All India Rice Exporters' Association, New Delhi (AIREA). Chaman Lal Setia Exports Ltd. is also registered with Federation of Indian Exports Organisations, under Ministry of Commerce, Govt. of India.

The company is into rice export business for more than four decades around the globe. The aromatic journey started under the superlative guidance of Mr. Chaman Lal Setia as Chairman, accompanied with sincere efforts of Mr. Vijay Setia as (CMD) and Mr. Rajeev Setia as (Jt. MD). The strong management team has also young minds like Mr. Sukarn Setia as Executive Director, Mr. Sankesh Setia as Executive Director and Mr. Ankit Setia as Executive Director. The company gets an eagle eye view over 140 grain markets spread over 4000 sq. kms of rice producing area. This enables research team to conduct surveys to get hold of the market and adapt new economical methods. It holds a strong nation-wide presence along with its substantial presence in more than 83 countries and packaging private label brands in numerous markets around the world.

From a humble beginning in 1974 with rice milling, the company's first factory was established in Amritsar, Punjab, India (Taran Taran Road) in 1977. Then in 1983, Chaman Lal Setia Exports Ltd. made its first export shipment to Singapore under the flagship name "Maharani". Second factory was established in Amritsar, Punjab (Ajnala Road) in 1985 while third factory was established in Karnal, Haryana (Kaithal Road) in 1992. It was in 2004, the company made two diverse divisions: Branded Division & Private Label Division.

The company started packing for big private label brands in Saudi Arabia and UAE in the year 2005. The company touched 41 countries around the world eligible to export USA and China selling its own brand and packing private labels for other companies in 2009. In the year 2011, Chaman Lal Setia Exports Ltd. got certified for their new SKU/Product "rice suitable for diabetic" which is also low in GI (Glycemic Index). As the company expanded its product portfolio, the company launched a new SKU/Product "dry heat parboiled rice" under the brand name - "ZAFAR" in 2017. It was in 2018, the company touched 80 countries with their presence of business with multiple clients. The famous Indian business magazine "Business Outlook" called the Directors as "GLOBETROTTERS". In 2020, the company has its presence in 83 countries around the globe with an abounding number of clients. Today, Chaman Lal Setia Exports Ltd. has a global reach and spreading its aroma around the world with over 272 Private brands all over the world.






Maharani
Classic Reserve
Basmati Rice

LOW GI.
مؤثر نسبة السكر
الخطير

Maharani
Parboiled Basmati Rice • أرز سميتي
أرز مناسب لمرضى السكري
Rice Suitable for Diabetics

القيمة الموصى بها من الأرز الطبخ: ١٠٠ جرام
Per Serving Cooked Rice Recommended: 100 Grams



أرزكم المفضل
YOUR FAVORITE PRODUCT

RICE • REIS • RIS • RIJST • RIZ • ARROZ • أرز سميتي

					
Late Shri Chaman Lal Setia Founder	Vijay Setia CMD	Rajeev Setia Jt. MD	Sukarn Setia Executive Director	Ankit Setia Executive Director	Sankesh Setia Executive Director

CHAMAN
LAL SETIA EXPORTS LTD

Govt. Recognised A Three Star Exports House With ISO 22000:2005 Certified

Corp. Office : Setia Tower - 472, Udyog Vihar, Phase-3, Gurugram-122001, Haryana, India.

Tel : +91-124-4745900

Rice Mills : Karnal - Kaithal Road | Amritsar - Raja Sansi Airport Road | Gujarat - Gandhidham

Contact No : +91-9996000027, +91-9873777773, +91-9818828261, +91-9718212277 Fax : +91-184-22911067

Email : begum@futureice.com, maharani@futureice.com, export@setiarice.com, sales@setiarice.com

www.maharanirice.co.in | www.maharanirice.co

AE



बानो

बेगम

BANO BEGUM

Basmati Rice



Weight
25Kg
(After Packed)

Specialist in : Dubar, Tibar, Mongra, Premium, Regular

AE AJAY ENTERPRISE

Address : Ajay Enterprise 64, Janta Grain Market , Karnal 132001 (Harayan)
M : 92156 32177, 94160-32177 | Email : chugh.raju@gmail.com



S P I C E S
Authentic Indian Masala



Experience The Real Taste of Rajasthan



Etiyash Spices was established in the year 2020. We are Manufacturer and Wholesaler of Spice Powder and Whole Spices like Red Chilli Powder, Coriander Powder, Turmeric Powder. Our company has gained immense accolades in the field of offering Red Chilli Powder to the clients. Red Chilli Powder is extensively used in various dishes. This product is a popular spice used for cooking of different kinds of recipes and cuisines.

The Complete Range Of Spices.

Etiyash Foods & Spices Pvt. Ltd.

NH-89, Bhagnatta, Ajmer Road, Nagaur 341001 (Raj.)
For More Inquiry : 9950-650-650

एटियश स्पICES
इतिवाश सप्लाइस

www.etiyashspices.com | @etiyashspices

K Lal International FZE

KANHIYA LAL

Mobile: 00971 50 4621 450, 00971 55 4621 450

E-mail: kanhiyag@yahoo.com & kanhafreetown@gmail.com

PO Box : 50423, Sharjah UAE

Unique Metal General Trading LLC

SHUBHAM GUPTA

706, Mohammed Al Mulla Tower

Al Ittihad st. Sharjah, UAE

Mobile : 00971 52 7260 000 & 00971 55 4621 450

E-mail : shubham.gupta.dxb@gmail.com & kanhafreetown@gmail.com

PO Box : 50423, Sharjah, UAE

GOVERNMENT RECOGNISED ★ ★ STAR EXPORT HOUSE

- RAPESEED MEAL
- SOYABEAN MEAL
- SPICES



- BEANS & PULSES
- WHEAT
- DRY FRUITS

SUDAMA
Brand

AWARD
Kachi Ghani

POKRAN
Multi Source Edible Oil

P-LITE
Refine Oil

Solvent Plant, Refinery & Kachi Ghani Oil Mill

PROCESSOR, EXPORTER & IMPORTER OF AGRO COMMODITIES

GMP PLUS APPROVED

SHREE FATS & PROTEINS PVT. LTD.
PERFECT AGROFOOD PRIVATE LIMITED
SHREE MAHALAXMI PROTEINS PVT. LTD.

F-128, (Opp. Ramakrishan Mission)
Gautam Marg. C-Scheme, JAIPUR-302001 (Raj.) INDIA
Tel. + 91-141- 4072109, 4072120 • Email: enquiry@shreefats.com

PLANT ADDRESS :

Agra Road, Mangarh Khokhawala, P.O. Jeetawala,
Tehsil Bassi, Jaipur (Raj.) INDIA

TRADE & EXPORT ENQUIRY SOLICITED



A trading organization which provides exceptional agro-based products and import/export service



Based in the world's leading business hub, ADCO Prime is a young, dynamic and budding enterprise with an experienced soul. ADCO Prime is led by a team of industry experts who have a combined experience of more than 20 years in the food industry. ADCO Prime is a trading company based in Dubai, United Arab Emirates (UAE). The company specializes in the import, export and distribution of high-quality agro-based products such as dry fruits & nuts, spices, nuts, rice, sugar, pulses & beans and fresh fruits. Its tagline 'Trading without boundaries' encompasses company's mission with key suppliers in the global export-import market in tandem with quality customer service & support has enabled them to deliver exceptional products to businesses worldwide at competitive prices. Their continued development and growth in this industry are largely due to their experience and functional expertise in various processes, including procurement, processing, quality control and packaging. This is further reinforced with the backing of their dedicated, competent and highly motivated support team. The company also has a strong storage and distribution infrastructure. Additionally, the continuous feedback and support from their business partners and customers have enabled them to provide unparalleled services across a range of geographic locations.

The company is into importing, exporting and distributing high-quality agro-based products. Their products are carefully selected to ensure top-quality is delivered to their global clientele. They can provide different types of products from top brands that meet customers' specification for exact size, grade and variety. They aim at fulfilling their promise of providing quality products by sourcing them from multiple countries including Canada, Guatemala,

Mexico, USA, Brazil, Argentina, Chile, Peru, Nigeria, Kenya, Mozambique, Netherlands, Germany, India, China, Pakistan, Indonesia, Vietnam, Myanmar, and Thailand. They supply their products worldwide across the Middle East, India, Pakistan, Afghanistan, Bangladesh, India, Nepal, Turkey, Kenya, Tanzania, Ghana, Ivory Coast, Madagascar. ADCO Prime serves diverse customer segments across the world, ranging from hypermarkets to supermarkets, wholesalers to semi wholesalers & consumer packers, as well as traders and HORECA partners. Their vast experience and expertise in the food industry have allowed them to thrive in the global market. It has also enabled them to develop a deeper understanding of the entire supply chain process right from the manufacturer to the consumer.

As far as future plans are concerned, ADCO Prime is a reputable and growth-oriented company; full of dreams and trailblazing business vision. They aim to leverage their strategic location – Dubai – to the fullest by widening their network and connecting with industry leaders and influencers. They also aim to explore newer markets and expand their product segment to include other food and non-food categories. They are working on strengthening their infrastructure – both technological and physical – through state-of-the-art production and processing facilities. The company's goal is to be a trusted name in the industry that is known for its cutting-edge technology and efficient supply chain that supports and fulfills the needs and demands of fast-changing markets. In addition, they are working on setting up an eCommerce platform for the business as they believe that digital integration is the key to success in this fiercely competitive marketplace.



Nature Bite Foods Pvt. Ltd.

Khasra No. 212-213 G.T. Karnal Road, Bakoli, Delhi-110 036
9971348159 | Mob. 9215632117 | Website : www.naturebite.in

Customer Care No. +91-2227835153 | Email : marketing@naturebite.in

NNS

Media Group Since 1950

BUSINESS STAR

Devoted to Food Processing Sector

English Monthly

Yearly Subscription

1000/-



9899 632 000

8447 732 401

Meri Delhi House : 25/10, East Punjabi Bagh, New Delhi-26

E-mail: nnsonline@nnsonline.com • www.businessstar.in

Eminent Entrepreneurs of Dubai



Mr. Rohit Gupta
KG Group



Mr. Harish Tahiliani
Arab & India
Spices L.L.C.



Mr. Rajesh Somani
Swiss Singapore Overseas
Enterprises PTE. LTD.



Mr. Padam Agrawal
Bombay Food Stuff
Trading Co. L.L.C.



Mr. Arihant Agrawal
Bombay Food Stuff
Trading Co. L.L.C.



Mr. Ashwin K Nayak
K P FOODS LLC



Mr. Sunny Chellani
Royal Ltc International
Foodstuff L.L.C.



Mr. Chetan Bhatt
Pearl Line
Trading L.L.C.



Mr. Anand H. Desai
ADCO Prime
General Trading L.L.C.



Mr. Hiranand Tilwani
Rice House General
Trading L.L.C.



Mr. Niraj Nihalani (Nitin)
Golden Rise
Trading L.L.C.



Mr. Bal Krishen Rathore
Century Financial



Mr. Pruthvi Thakkar
PNS International
General Trading L.L.C.



Mr. Rajendra R. Jain
Spice Star Food Stuff
Trading L.L.C.



Mr. Kanhiya Lal Goel
K Lal International
FZE



Mr. Kanak Kishore Thakker
JKT Foods Europe
DMCC

!! श्री रानीबाईजी महाराज !!

Estd. 2001



सतीश मसाला

जो खाए एक बार...
वो खाए बार बार...



☑ All Natural ☑ No Colour ☑ No Preservatives

For Order or Queries Please Contact: 9413288181 - Satish Gehlot

SATISH TRADING CORPORATION

Near Bram Mandi Talab, Kuchera - 341024, Distt. Nagaur, Rajasthan, India, E-mail: satishgehlots36@gmail.com

Website: www.satishmasala.com

Becomes a household name with its range of flavours and ingredients



Mr. Vineet Jain
Managing Director



Solar Sales (India) is a Delhi-based company run professionally by a family with more than 100 years of experience in food business; as their parent company M/s Puran Chand & Sons was established in 1921 as a trader in food commodities. In the year 1984, Solar Sales (India) was incorporated under the mentorship of Late Shri Surender Jain to bring the best of global foods to India. Thereafter soon in 1985, "Solar" is trademarked as the company's brand. The company now holds more than 130 products in different categories under its umbrella. In 1987, Solar Sales (India) became the second company in the India to manufacture mineral water in PVC bottles. In 1990, Solar Sales (India) became a vendor for canned foods to India's scientific expedition to Antarctica via Kendriya Bhandar. In 1991, Solar Sales (India) became the first company to make Instant Suji Halwa for our armed forces in forward areas. In 1992, Solar Sales (India) became the first company to bring canned baby corn to the Indian subcontinent. In 1993, Solar Sales (India) brought global culinary sauces like Worcestershire, 8n8 (date sauce)

and barbeque to the Indian masses. In the year 1994, Solar Sales (India) brought homemade pulao in a ready to eat pack for the first time in the Indian food industry.

It was in year 2000, when company's Managing Director, Mr. Vineet Jain, saw a huge market potential for flavoured syrups and launches 8 variants under the brand "ZONE". In 2003, company's brand becomes a roaring success in the market and the flavor portfolio grew from 8 to 25. In 2005, the company's management realized the need for all year round fruit demand in beverage applications starts manufacturing fruit crushes under the brand name "ZONE". Between 2005-2012, new flavors are added under the brand "ZONE" which took the total count of flavours to 40. Presently, Mr. Shubham Jain and Mr. Udit Jain as Directors of Solar Sales (India) are taking company to new heights with their skills and sheer hard work. Today, the company has one of the highest variants of the product line any Indian company has to offer. Some of the company's product

categories are: Gourmet Sugars; Milk Shake Mixes; Spices and Herbs; Baking Essentials; Jelly Crystals; Food additives and preservatives; Culinary Sauces and Vinegar; Salad Oils; Custard and Cornflour; Soup Powder; Beverages and Syrups; Dessert Toppings; Non-Alcoholic Bar Syrups; Fruit Crushes; Cordials & Syrups; Daily Essentials etc.

In an interaction with Mr. Vineet Jain, Managing Director of Solar Sales (India), he highlighted that Solar Brand is frontrunner in India, giving some of the best products available from all over the world at affordable prices. He said, "We started with sauces and fancy sugar and now we have diversified into many realms of the food industry like herbs, seasonings, bakery ingredients etc. Initially, 'market demand' was our biggest challenge and we overcame it by innovation and experiments. We take pride in stating that we have the most exhaustive range to offer, with new additions being made at regular intervals." On asking about the product line and their market share, Mr. Vineet Jain asserted, "If we talk about Bar Syrups among domestic brands available in India, we have a good market share right now. Our USP is that we have got basket for everybody whether it's for HORECA industry, Retailers or Household Kitchens. We have got something for everybody. Moreover, we have products for all seasons. For example, one product does well in summers, another one will do well in winters. We have R&D team with us which is majorly into product development. We are also strengthening our market share by foraying into different regions/cities/states in India."

When asked about features of Zone syrups, Mr. Jain said, "The biggest feature of Zone syrups is that it brings flavors of the world to the masses at economical prices. Our range of 40 flavours enables the consumer to make mocktails, cocktails, fruit juices, milk shakes, flavoured sodas etc. What can be made from our range is only limited to consumers' imagination. Despite new companies entering the beverage segment, we are not afraid of them as we solely rely on our quality and innovation. We keep conducting regular market surveys to innovate and improve our



- PRODUCTS WE OFFER -

- Non Alcoholic Bar Syrup
- Spices & Herbs
- Gourmet Sugars
- Seasoning
- Baking Essentials
- Milkshake Mixes
- Culinary Sauces
- Dessert Toppings
- Fruit Crushes
- Syrup & Cordia
- Lime
- Lemon Juice
- Custard & Cornflour
- Jelly Crystals (Vegetarian)
- Preservative & Additive
- Instant Soup Powder

existing product portfolio. Our highest selling flavours include of Mojito, Blue Curacao, Green Mint, Green Apple etc." Answering about target audience, Mr. Jain added, "For B2B, we have clients from HORECA segment, large scale hotels, multi-national chains and for B2C, we have SOLAR which caters to daily needs of bakers, home-makers etc. Multi starred hotels, bars, pubs, cafes and banquets speak volumes for our products. Our products have also found acceptance across DMRC, railway canteens, educational and government institutions." When asked about the process and

systems that enable Solar Sales (India) to have such an exhaustive range and excellent customer service, Mr. Jain concluded that, "Our company now relies on data, systems and efficiently managed processes. What started out as an unorganized business has now been transformed into a system driven professional company. Our efficient processes and team help us deliver top notch quality products, excellent customer service and on time deliveries to each of our clients every time." The company is on a mission to enhance India's taste buds - one product at a time.

Granuals Packaging Machineries Solution



ARM STRENGTH

QUALITY • INNOVATION • WIN-WIN

Model : **F&W - 550K (ECO)**
Granule Packing Machine



Model : **TL - 221k**
Truck Loader



Model:
BC 8000 VM
(Single Row)
BC 8002 VM
(Double Row)



Manufactured By

ARM STRENGTH
INDUSTRIAL CO.

Plot No. 2005, Near Trikampura Bus Stop, Phase 3,
G.I.D.C., Vatva, Ahmedabad - 382 445. GUJARAT-INDIA

pritesh@armstrength.co.in Pritesh Panchal : +91-98240 59000
marketing@armstrength.co.in +91-76230 59000



>>> www.armstrength.co.in

AgroPure

Pulses, Besan, Maida, Sooji, Dalia, Poha & Rice

50th YEAR OF
CELEBRATION

*Five Decades of
Trust & Quality*



Scan the QR Code to
open the website

GPA FOODS PVT. LTD. | PH.: 011-47820000 | EMAIL: agropure@agropure.net | website: www.agropure.net



OPTICS TECHNOLOGY

An ISO 9001:2008 CERTIFIED

An ISO 10002:2004 CERTIFIED



**Manufacturer & Exporters of :
LAB INSTRUMENTS FOR FOOD & DAIRY INDUSTRY**



Range : 0-32%, 29-62%, 58-92%, 0-55%, 45-82%,
0-90%
Honey Moisture Meter : 13-25%



Hand Refractometer



Digital Refractometer



Brix Refractometer



Circulating Water Bath for B.R.



Abbe Refractometer



Pen Type Thermometer



Portable Temp. Indicator



Infra Red Thermometer



I.R. Moisture Balance



Microprocessor Based Moisture Analyzer



Automatic Abbe Refractometer



Digital pH Meter



Garber Centrifuge



U.V. Cabinet



High Speed Fogger



Automatic Whiteness Meter



Digital Bursting Strength Tester



Glass Distillation



Double Glass Distillation



Leak Test Apparatus



Water Bath (Hole)



Digital Viscometer



Muffle Furnace



Automatic Bomb Calorimeter



Lab Blender



Bulk Density Apparatus



Vortex Mixer



Microscope



Scorched Particle



Lab Burner



B.O.D. Incubator



Lab Incubator



Lab Oven



Tray Dryer



Freeze Drier (Lyophilizer)



Laminar Air Flow (S.S. Body)



Bio Safety Cabinet



ICE Flaking Machine



Fume Hood



Autoclave Vertical Automatic



Autoclave (Horizontal)

					
Front Loading Autoclave	Digital Conductivity Meter	Glass Meter	Magnetic Stirrer (S.S. Body)	Vacuum Pump	Polarimeter
					
Vacuum Oven	Digital Colony Counter	Soxhlet Apparatus	Lab Stirrer	Heating Mantle	Hot Plate
					
De-Humidifier	Digital Melting Point	Shoe Cover Dispenser	Static Pass Box	Dynamic Pass Box	Vertical Deep Freezer
					
Rotary Shaker	Gyrotory Sieve Shaker	Rotap Sieve Shaker	Humidifier (Fogger S.S. Body)	Jar Test Apparatus	COD Digester
					
Gas Volume Tester	Standard Penetrometer	Fruit Pressure/Firmness Tester	Pulver	Potato Peeler	Orbital Incubator Shaker
					
Air Curtain	Lab Centrifuge	S.S. Distillation	Flame Photometer	Ultrasonic Bath	Kjeldhal Digestion and Distillation
					
Humidity Chamber	Stability Chamber	Vacuum Packaging M/c	Seed Germinator	Fume Hood	De-Humidifier

2/3, DSIDC, (Behind Fun Cinema) NSP, Pitampura, Delhi-110034
Mobile : 9811238150, 9811238151, 9811236960

E-mail: info@opticstechnology.in, opticstechnology@gmail.com, Website : www.opticstechnology.in

Pansari® GROUP

Sehat Aapki, Vaada Humara

**Unlock the legacy of healthy
home cooked meals with Pansari Group**



W : www.pansari.co.in | E : admin@pansari.co.in
Toll Free No : 1800 - 11 - 4110 |  + 91 9990757722
Follow us on       / Pansari Group



SCAN AND SEE
THE CATALOGUE



&



Cordially invites you to visit us at

Gulfood

13th - 17th
February, 2022

Richfield Industries Pvt. Ltd.

Trade Centre Arena
Stall No.: S-C45



RICHFIELD INDUSTRIES PVT. LTD.

B-119, Sector-2, Noida-201301(U.P.) • Tel. : +91 120 482 1954 • Mob. : +91 85860 78667
E-mail : export@richlite.in • Website : www.richlite.in

FOODEES GROUP

FOODEES GROUP OF CONSULTANTS

Delhi based **"FOODEES GROUP"** is an internationally acclaimed Consultancy Organization engaged in providing comprehensive services for establishing processed food industries in different segments / verticals. Managed by team of young, dynamic, qualified & experienced and dedicated professionals from the processed food industry, Foodees Group, with its enormous & enriching experience in plant modules, customized equipments supplies, processing techniques, technology transfer, quality control & assurance,

regulatory compliances, product development etc provides total end to end solutions, from idea to raw material selection to engineering to processing and finally packing as per consumer needs.

"FOODEES GROUP OF CONSULTANTS" is the first consultant Firm from India to have been awarded with **RUSSIAN REPUBLIC CERTIFICATION "Talas - Kyrgyzstan"** for market consultancy for Organic green tea and cane.

Profile of Dr. Girish Gupta

Dr. Girish Gupta, Ph.D is the CEO of the FOODEES GROUP OF CONSULTANTS. He has a 30 year vast experience in food industry. He has helped / incubated various food projects in different segments all over India. He has worked/ done leadership roles in strategic positions in different Indian & MNC companies Dr. Girish Gupta is also known as the "Moving Encyclopedia" of Processed food industry in India.



Dr. Girish Gupta
(Founder), Ph.D.

We have association with various food machinery suppliers all over world. They are some of the trustworthy and renowned names in the industry. We are equipped with required echo system & have team of skilled professionals who make sure that plant & machinery installation & commissioning should be just perfect while we source the plants from the best of Vendors. We analyze the vendors on certain parameters and then only we place our order for the required products.

We are facilitated with a sophisticated R & D wing backed by a hard-working team of R&D professionals.

Nothing speaks louder than satisfied customers do. We are proud of the relationship we have built with many-reputed esteemed organizations like Haldiram (Noida), Kishlay (Assam), Yellow Diamond (Indore), Balaji (Gujarat) for Chips and Extruded Products. Our clients in Nepal: Maruti Snacks, Pokhra Noodles (P) Ltd, Himalaya Snacks & Noodles (Nepal), National Group of

Companies. Other Prominent Clients are: For Corn flakes - Keshri Food (Banaras), Savour India (Delhi), Gopal Chips (Kosi), Sarjan Nutraceuticals Pvt Ltd (Ahmedabad), Baggry's India Ltd. (Delhi), Sonthalia Food Pvt Ltd (Orissa).

For Spices: Praveen Masala (Pune), Jeet (India) Pvt. Ltd. (Noida), Dharampal Sataypal 'Catch Spices' (Noida).



GROUP COMPANIES

Recently, he has started a new company named **SHRISTI FOOD EQUIPMENT EXIM PVT LTD** to carry on business in India and Abroad as manufactures, importers, exporters and dealer of all the kind of food equipments, machine tools,

spares and industrial machinery especially for food industries. In short span of 4 years, SFEEPL, Delhi has supplied & successfully commissioned about 125 Plants in various Food Categories.

Corporate Office: G-17/47, Sector-15, Ground Floor, Rohini, New Delhi - 110085 (INDIA) • Ph: +91 11 2789 4505 • Mob: +91 9811151444, 9810290977
Web : www.foodeesgroup.com, www.sfequipmentsexim.com, www.foodconsultants.in • E-mail: foodees.drgupta@gmail.com, sfequipmentsexim@gmail.com

Ahmedabad: B-12, Ashok Tenaments Near Cadila Bridge, Cadila Road, Ghodasar

Dubai: Flat no. 5, Building No - 39 Behind Khaleej Center, Rolla Street, Bur Dubai, UAE - +97143582177

China: Room No. 301, Unit 3, Building 68, No.2, Yinhai District, Yiwu, China - Pin Code - 322000 CHINA - 0579 81577245

FOODEES GROUP



Dr. Girish Gupta (Founder), PhD



SHRISTI FOOD EQUIPMENTS EXIM PVT. LTD.

- **END TO END PROJECT MANAGEMENT SERVICE**
 - Project idea, Market Survey, Plant Module, Project Report
 - Assistance in Financing, subsidies cost optimization
 - Product Trials & Plant Commissioning
- **PRODUCT DEVELOPMENT & TECHNOLOGY TRANSFER**
- **HUMAN POWER RESOURCING TRAINING & SKILL DEVELOPMENT**
- **GTM STRATEGY-SALES, DISTRIBUTION & MARKETING**

- **AUTOMATIC PLANTS IMPORT - EXPORT - COMMISSIONING**
 - Extrude, Roasted & Fried Products
 - Automatic Potato, Corn Wafers
 - Automatic Corn, Puffs
 - Automatic Tortilla
 - Carbonated & Fruit Drink
 - All Bakery (Biscuits, Bread, Cookies, Cakes, Rusk, Khar)
- **CUSTOMISED ENGINEERING & PACKAGING SOLUTION**



Our Prestigious Customers



CORPORATE OFFICE

G-17/47, Sector-15, Ground Floor, Rohini, New Delhi - 110085, INDIA
Ph: +91 11 2789 4505, Mob: +91 9811151444, 9810290977
Web: www.foodeesgroup.com, www.sfequipmentssexim.com,
www.foodconsultantindia.in
Email: foodees.drgupta@gmail.com, sfequipmentssexim@gmail.com

REGIONAL OFFICE

Unit No. 622, 6th Floor, P.P. Trade Centre, Plot No. P-1,
NSP, Pitampura, Delhi - 110034

WORK

Khasra No. 252, Tronica City, Sector C7, Near Salwan Public School,
Village Khanpur, Japhi - 201102

INNOVATION CENTRE

M-113, Sector-2, Bawana Indl. Area, Delhi - 110039

EXTRUSION TRAINING CENTRE-AIBTM

30/25, Knowledge Park 3, Greater Noida,
Gautam Budh Nagar, UP-201306, INDIA
Mob: 9310290977

CHINA

Room No. 301, Unit 3, Building 69, No. 2,
Yinhai District, Yiwu, China - 322000
Ph: 0579-81577245



HUNTING NO: 91-22-25260001

R. B. INTERNATIONAL SHIPPING PVT. LTD.

WORLDWIDE FREIGHT BROKER, SHIP CHARTERERS & SHIPPING AGENT



Ranjeet B. Singh
Managing Director

Mob.: +91-98336 66995, +91-98216 44444

R. B. International Shipping Pvt. Ltd was incorporated in 1985 and has its registered office in Mumbai, India and associates at other Indian Ports covering the east and west coast of India. The group has been established with the objective of facilitating as Shipping Agent, Charter Brokers, International Freight Forwarder, Custom House Agent and Project Consultant to provide total logistic solutions under one roof. The R.B. International Group has under its umbrella the following companies:

- R. B. INTERNATIONAL SHIPPING PVT. LTD
- R. B. INTERNATIONAL
- ROYAL (INDIA) SHIPPING & LOGISTICS
- R. B. ENTERPRISES

Tel: 91-22-25260001, 10, 14, 29, 31, 32, 34,
Email: rb@rbinternational.co.in,
rbinternationalcs@gmail.com,
Website: www.rbinternational.co.in
www.rbinternational.tradeindia.com

The group is founded by experienced and well known person in the shipping & Logistics service industry – Mr. Ranjeet B Singh who is Managing Director and has professional team personnel providing logistic solutions from time to time. This vision is to build an organization that provides shippers and consignees with a frequency of the entire range of services related to carriage of goods on land, sea and air under one roof that allows cargoes to move on a (just in time) basis anywhere in the world. The group is managed by experienced professionals who have the knowledge and experience in the shipping and allied trade. Our team of professionals regularly monitors the cargo movements into and of the Indian sub-continent region and have very good relations with the various consignees and shippers respectively. The group also has an excellent rapport with the port, customs and other concerned authorities.

The company has built strong relation in below mention sectors:

- Mediterranean, U.K., North Continent, Scandinavia
- U.S.A., Canada, Atlantic & Pacific Ports
- South & Central American, Caribbean
- Far East, China, Japan, Australia, New Zealand & Pacific Islands
- West Asia Gulf, Upper Gulf
- Red Sea
- South & West African Ports
- Black Sea
- East European & CIS Destinations

Ship Agency- Our team has comprehensive knowledge of handling ship at Indian ports in terms of discharging, loading of cargo, port operations and marketing. We can provide additional services like bunkering, ship handling, manning etc.

Market Intelligence and Development- We believe in serving our principals better, hence we keep them abreast about the various events, be it concerning operational activities, marketing or any other general information. Our executives regularly monitor niche market opportunities. In conclusion we state that the need of our principals has inspired us to provide the above integrated services which are upgraded from time to time to bring it at par with international standards. Our team can give you the competitive edge you need which only professional expertise and personalised service can provide. After all we have been doing just that for all these years.





We Deal With Various Quality of Basmati Rice

• Aged Basmati • 1121 Creamy Sella Basmati Rice • 1121 Golden Sella Basmati Rice • XXXL Basmati

: Our Products :



CAPITAL SILVER



CAPITAL XXXL



CAPITAL GOLDEN



CAPITAL CLASSIC

A L OVERSEAS PVT. LTD.

DISCOVER A NEW LEVEL OF DAILY TASTE

Plant : Bastara Power House, Kutail Road, Vill- Kutail, The-Gharonda, Distt. Karnal, Haryana-132037
Email: exports@aloverseas.com, info@aloverseas.com • **Website:** www.aloverseas.com • **Phone:** +91 8882433174
Delhi : 2063, Narela Mandi, Narela Delhi-110041



Rajnikant B. Popat

SPICES BROKER FOR EXPORTERS



133, CENTRAL FACILITY BUILDING, 1ST FLOOR, A.P.M.C. MKT.-1, PHASE-II, TURBHE VASHI, NAVI MUMBAI-400705
Mob. 98200 56710 | 96536 80722 | E-mail : popat.rajni@gmail.com | Tel. : 022-4974 6471 | 2789 2471

Magnet & Vibro Screen Mechanism & Solution



**Gayatri
MAGNET**

Mfrs. of all type of
Permanent
Magnetic Equipments
& Vibro (Gyro) Screen



**DOUBLE ROLLER
MAGNETIC DE-STONER**



**MAGNETIC
DE-STONER**



DRAWER MAGNET



HOPPER MAGNET



BULLET MAGNET



VIBRATION MOTOR



VIBRO SCREEN



Office : A/5, Arvind Complex,
Nr. Gayatri Mandir,
Ratan Colony Cross Road,
Amraiwadi, N.H. No.8,
Ahmedabad - 38 (Gujarat) India.

Work : 91 & 76 Nalanda Industrial Estate,
Genar Scooter Compound,
Nr. Ring Road Circle, Odhav,
Ahmedabad - 382415 (Gujarat) India.

Telephone : 079-22890806
Mobile : +91 98984 62210,
+91 92275 62210
E-mail : gayatrimagnet@yahoo.co.in

www.gayatrimagnets.com | www.gayatrivibroscreen.com | www.vibroscreens.com

Group of Company



Mfrs. of all type of separator units



Mfrs. of all type of separator units



ISO 9001:2015
CERTIFIED COMPANY

Seminar - Exhibition - Awards Business Networking

• एजेन्डा •

- विभिन्न मसालों के उत्पादन अनुमान।
- मसालों की मांग एवं आपूर्ति तथा मंडी-लेजी पर विशेषज्ञों की राय।
- ब्रांडिड मसालों के उत्पादन बढ़ने का रीट रोड पर विशेषज्ञों की राय।
- फूड सेफ्टी तथा लेबलिंग मुद्दों पर चर्चा।
- मसालों का निर्यात बढ़ाने की रणनीति।
- मिलावट एवं गुणवत्ता मुद्दों पर चर्चा।
- मसाला क्षेत्र के समग्र देश आ रही चुनौतियां एवं उनके समाधान।
- पैकेजिंग टेक्नोलॉजी तथा रीटल लाइव बढ़ाने पर विशेषज्ञों द्वारा चर्चा।



पूरे भारत के मसाला निर्माताओं एवं आप्लायर्स के लिए बिजनेस नेटवर्किंग का सशक्त मंच

KEY SPEAKERS



Mr. Kripal Kumar Gehlot
Managing Director
Etityash Masala



Mr. Sandeep Ghosh
Business Head
SIS Spices Pvt. Ltd.



Mr. Sahil Jha
Director
CBA Taste Spices



Mr. Sangeet Saha
Managing Director
Govind Food Pvt. Ltd.



Mr. Madhup Madhwa
Director
CEE PEE Masala



Mr. Mukund Mondal
Managing Director
Santosh India Pvt. Ltd.



Dr. Sarat Kumar Sahoo
Managing Director
Suthi Food Line



Mr. Divyesh Soli
Managing Director
Shree Shyams International



Mr. P.C.K. Maheshwari
Partner
P.C. KARAN & Co.



Dr. Madhub Chakrabarty
Joint Director & Regional Head
Indian Institute of Packaging



Mr. Suresh Bhatia
Managing Director
Jai Balaji Bhander



Shri Ashwin Nayak
Managing Director
K.P. Food LLC
Dubai



Mr. Vinod Nar
CMD
Kings Chemical Co. Ltd.



Mr. Manoj Jain
Managing Director
Ashwamegh Spices Pvt. Ltd.



Dr. Girish Gupta
CEO
Foodies Group



Mr. Harish (Shagun) M. Sarda
Managing Director
Manish Sarda Foods Pvt. Ltd.



Mr. Anil Sarda
Managing Partner
K.M. Industries



Mr. Jagraj Shandil
President, The Chilies
Export Merchants Assoc.



Mr. Mayer Moha
Managing Editor
Commodity World



Mr. Shreyansh Jain
Director
N C Shring & Co.

स्टाल एवं ऑनलाइन बुकिंग के लिए सम्पर्क करें।

NNS EVENTS & EXHIBITIONS PVT. LTD. Meri Delhi House, 25/10, East Punjabi Bagh, New Delhi-110026

Kamal Joshi - 9910168988 • D. P. Singh - 9810977298 • Rakesh Goel - 9871412391 • Anil Rana - 9810213597

Anuj Sharma - 9899292878 • Munindra Kumar - 9311333162 • R. H. Pandey - 8377068270 • Ravi Sharma - 7836683537 • Rajesh Tark - 9871668938

Office: 8447733909, 8588877658 • E-mail: nnsmedia@nnsmediagroup.com • Website: nnsmediagroup.com

10th Edition

GrainExTM INDIA

BRIDGING THE GAP

India's Premier Technology Oriented
Exhibition & Conference on Grain Milling Industry



Media Partner :

BUSINESS STAR
Devoted to Food Processing Sector English Monthly

ब्यापार केसरी
आपका विश्वविख्यात मासिक

24-25-26 March 2022

Labh Ganga Convention Center,
Indore, Madhya Pradesh
INDIA

Last Expo Statistics:

146+
Exhibitors

50K+
Sq Ft. Area

5670+
Visitors

08
Countries

**An Exposition to
Expand, Explore & Ensure**

Expand
**YOUR
BUSINESS**

Explore
**YOUR
MARKET**

Ensure
**YOUR
FUTURE**

An Event by:



Co-Organiser:



+91-86074-63222

chandan@grainexindia.com

www.grainexindia.com



Sun
BRAND



Food Colours, Culinary Flavours, Baking Powder, Custard Powder and Vanilla Powder.

Arun Colour Chem Pvt. Ltd. 27A/2, MIE Part-B, Bahadurgarh (Haryana) | E-mail : acc@aruncolour.com

Mob : 09212345215-16-18 | 09212345351. 9212345689





80+ Mega Outlets in India & Abroad

Bikanervala, Sweetshop - cum-Restaurant joint is one of leading brands in India which caters divine range of Indian sweets, snacks and Indian food. It all started with an aim to reach the traditional Indian Sweets, Fast-food, Snacks and Beverages not only throughout the country but also across the world. The very first step took place when in 1950, two visionaries from the large family of Traditional Halwais (or known as "Food Processors") from the famous city of Bikaner (in Rajasthan, India) wished to explore business opportunities beyond Rajasthan, its traditional stronghold and migrated to New Delhi, capital of India. The duo just didn't come, but also they brought with them a treasure of traditional recipes perfected by their forefathers, exotic ingredients and experience in the art of making sweets and namkeens. They set-up small sweetshop in the historic Chandni Chowk and their delicacies like Bikaneri Bhujia and Rasogollas became so famous in Delhi that people of New Delhi fell in love with their hand-made traditional yummys and coined them as BIKANERVALA, that's how the name derived.

With a name given by the people, the taste and fame spread with time. To cater to this rising demand, new shops and outlets were setup. Bikanervala during this phase transformed from being only a sweet shop to a store that offered fresh hot vegetarian meals as well. Bikanervala thrive for serving quality food and this spirit to provide quality products to the honoured customer has given a cutting edge to predominate over their all challengers

across the world. The traditional Indian Sweet maker has transformed into a full fledged food processing industry and taking its wares beyond the domestic frontiers to the entire world. Today, Bikanervala is operating approximately 80 mega outlets in India and abroad such as USA, New Zealand, Singapore, Nepal and UAE. Bikanervala has also forayed into the business of Hotel with opening of Bikanervala Boutique Hotel, a premium segment hotel with state-of-the-art interiors and facilities, situated at Banjara Hills in Hyderabad. Bikanervala offers special gift hampers, premium sweet boxes, finest quality dry fruit packs and many more options to choose from for various festivals. To transform the traditional heritage of Indian taste to Modernised India's processed food, Bikanervala begun the revolution as "Bikano" and started manufacturing Indian food with international standards and expectation. They produce internationally acclaimed packaged sweets, namkeens, snacks,

papads and sharbats. Bikano's concept of constant innovation through the use of modern technology for packaging retains its original flavour for maximum time period. With this vast variety of finest packaged products one can always ready to celebrate a sweet moment, anytime, anywhere. Bikano products are available in Bikanervala & Bikano Chat Cafe outlets and in leading super markets and retail stores in India & abroad. Bikano products are packed under ambient conditions through an application called MAP (Modified Atmosphere Packaging). Their canned food products are very popular amongst Indians living abroad. Today, Bikano products are being patronized by Multinational Companies, Modern Hyper Markets, CSD Network, Indian Railways and Airlines in addition to numerous retail stores. Their packed products with standard specifications & long shelf life are available in major world markets & continents like Asia, Australasia, United States, Europe, Africa & Middle East.





Kabira[®]

KACHCHI GHANI

Mustard Oil



MANISHANKAR OILS PVT. LTD.

GOVERNMENT OF INDIA'S NATIONAL AWARDED
GOVERNMENT OF RAJASTHAN'S UDYOG RATAN AWARDED

www.manishankaroils.in

+91 98290-50738



GLOBAL
ORGANIC
EXPO 2022
INTERNATIONAL CONFERENCE & EXHIBITION

THEME
**PROFITABILITY
FOR HUMANITY**



26-28 MAY 2022

VENUE: INDIAN AGRICULTURAL RESEARCH INSTITUTE (IARI) PUSA, NEW DELHI



BOOK YOUR SPACE NOW



1,00,000+
GLOBAL ATTENDEES



2500+
DELEGATES



10+
COUNTRIES



600+
COMPANIES



250+
EXHIBITORS



100+
SPEAKERS

Organised By



www.globalorganicexpo.in



#GOE2022



97 119 51650 - NITIN



78 905 61018 - VIVEKA

Managed By



ICONEX
THE SPIRIT OF INNOVATION

AGLO AGLO POLYMERS PVT LTD

Since 1997

Leading Manufacturer of Plastic Caps & Closures in India since the last 23 years



ISO 9001:2015
CERTIFIED

ISO 22000:2005
CERTIFIED

ISO 45001:2018
CERTIFIED

CLIENTS: Ruchi Soya, Bunge India, Adani Wilmar, Engine, Dhara Pare Agro, Bisleri International, Kingfisher, Bagpiper, DRUK, Keventer Agro, Patanjali and many more!!!

Astra Tower, Room No.-ASO - 705, 7th Floor, Plot No. 2C/L, Action Area - 2C, New Town, Rajarhat, Kolkata -700061
Sales Cell: 9432012909, 903866908, Email ID: operation@aglopolymers.com
Website: www.aglogroup.com



BL Agro - An Inspiring Growth Story



Mr. Ghanshyam Khandelwal

nourish
nutrition ka vaada

• UNPOLISHED DAL • FLOURS • OILS & GHEE • BASMATI RICE
• READY TO COOK • DRY FRUITS • PICKLES & MURABBA • SPICES



Mr. Ashish Khandelwal



BL Agro Industries Ltd. is one of the fastest growing FMCG companies in India that has been committed to providing quality food products over the years. Having established a prestigious reputation across many regions in the country, the company is now exploring in the international markets also Dubai.

The event hosted by Gulfood Dubai would be a coming together of Industry leaders and established agencies and representatives, which will open doors to a whole new world of food and consumables with exchange of ideas and experience.

Speaking about the company's aggressive overseas plans Mr. Ashish Khandelwal, Executive Director, BL Agro said "While over the years, we have expanded and spread our values across the domestic market, we did not want to be confined to home and this year thought of exploring opportunities beyond. The Middle Eastern market being home to a large number of Asians and food enthusiasts, we thought it would be a great platform to showcase and gauge the latest developments of the industry and food market."

BL Agro through this event aims to mark its presence in the international market and explore and expand cross-border trade opportunities.

At BL Agro, all efforts are directed towards helping people live a healthier and wholesome life and so we've stood firm on/in our stance to nurture consumers with quality rich, chemical-free food. We procure only the optimum quality raw material, combined with indispensable ingredients to bring pureness to our manufacturing process.

The company places strict focus on ensuring healthier and budget-friendly solutions to all. We believe in creating a brand that provides improved, sustained and healthier solution. We aim to deliver only the best in- a quality agronomic solution that provides taste, the friendly and economic solution to all. Safety and well-being is our number one priority more than anything else.

All processes and actions are governed by strict government ethics and our deep-rooted value towards eco-friendly sustenance at

best. A high-quality, equal standard is thoroughly maintained towards producing each and every unit of our offering.

Our superior hygienic conditions and state-of-the-art refinery ensures each product is 100% hygienic when packed while retaining goodness and nutrition of highest possible standards.

We constantly strive to achieve the highest possible standards in our work and in the quality of the goods we provide.

BL Agro today has one of the largest distribution networks amongst all branded edible oil and food product players in India with over 50,000 retailers.

BL Agro Industry's growth story is an inspiring story of success. Having started as a mustard trading house in 1950s, B.L. Agro has come a long way today. During the course of its gruelling journey, the company transformed from a commodity trading organization to a full fledged FMCG company. The marketers of a single mustard oil brand - 'Bail Kolhu' - subsequently started rolling out multiple varieties of oil, including refined oils and then a range of food products under the brand name 'Nourish' - thus catering to a much wider consumer base.

Brand Nourish comes with a promise for nutrition. The brand offers entire range of food products typically used in an Indian kitchen including Atta, Rice, Pulses, Ghee & Oils, Dry Fruits, Papad, Achars, Murabba, Spices, etc. Each Nourish product is packed with superior quality ingredients and is produced with finest processes that ensure maximum retention of nutrients.

Fully Equipped Modern Warehouses Available Across India for Agro and Non Agro Cargo...

Your Wares are Our Worry..

Services

- Agri Warehousing & Logistics Solution
- Collateral Management & Exchange Warehousing
- Audit & Inspection Services
- Go Green Pest Management Solutions
- Procurement & Finance Facilitation
- Quality Assaying & Certification
- Audit, Surveying and Rake Handling

Our Presence

- | | |
|------------------|-----------------|
| • Gujarat | • Rajasthan |
| • Madhya Pradesh | • Maharashtra |
| • Chattishgarh | • Karnataka |
| • Uttar Pradesh | • Telengana |
| • Punjab | • West Bengal |
| • NCR/Delhi | • Odisha |
| • Haryana | • Andra Pradesh |
| • Uttarakhand | • Tamilnadu |
| • Bihar | |

Special Attention

- Many Sugar factories have Sugar Stock worth crores of rupees. The stock is basically idle unless it gets converted to cash. Most of the time, the requirement of the Sugar factory for Sugar pledges cannot be taken care of by a single financial institution and the process then becomes complicated.
- So we at Gogreen Warehouses Pvt. Ltd. help Sugar factories to get the required funds against Sugar as a pledge.



Commodity Loan facility available with above banks and another 22+ Banks & NBFCs in India

Gogreen Warehouses Private Limited

305, Amli Complex, Vijay Cross Road, Navrangpura, Ahmedabad, Gujarat-380 008, India
 info@gogreenwarehouses.com www.gogreenwarehouses.com
 Contact : +91 98794 43405 or Write us : vault@gogreenwarehouses.com
 Ph. : 079 279 13422



04-05-06

March-2022

HITEX EXHIBITION CENTRE
HYDERABAD, TELANGANA.



MOOKAMBIKA
RICE & GRAINS
TECH EXPO -2022

India's Premier Rice & Grains Tech Expo & Seminar-2022

For Stall Booking

+91 90420 33114 | 96770 77217 | 90420 28585

Supported by



FEDERATION OF ALL INDIA RICE
MILLERS ASSOCIATION

ANDHRA PRADESH DHALL
MILLERS ASSOCIATION

KARNATAKA STATE RICE
MILLERS ASSOCIATION

ANDHRA PRADESH RICE
MILLERS ASSOCIATION

FEDERATION OF TAMIL NADU
RICE MILLERS ASSOCIATION

SEEDS MAN
ASSOCIATION

www.mookambikaexhibitions.com



Swad Bhi, Sehat Bhi

Swad! Hindustan Ka

Gaon ka Swad • Gaon Ki Sugandh

- ★ Param Premium Desi Ghee
- ★ Param Premium S.M.P.
- ★ Param Premium Paneer, Milk, Butter Milk, Curd
- ★ Param Premium Flavoured Milk



Param Nagar, G.T. Road, Khurja, Bulandshahar, U.P. India | www.paramdairy.com

Rains improve corn crop condition in Argentina

Recent rains have improved the crop conditions of the late-planted corn crop in Argentina, which has seen drought hitting the early-planted corn crops. The area of 2021-22 corn crops under excellent or good condition rose to 32% as of Jan. 26, the Buenos Aires Grain Exchange, known as BAGE, said in a report. "Rains have continued to increase water reserves in most of the agricultural area. Planting conditions improved in the provinces of Salta, Tucuman, and Santiago del Estero, where a large part of the area to be sown is concentrated," BAGE said in the report. While the recent rains have raised the hopes of higher yield in the late-planted corn crop following the losses in the early corn due to drought, analysts warn that more rain is needed in February. "If the rains continue, we are going to achieve an average yield higher than that of early-planted corn," Rosario Grains Exchange, known as the BCR said in a report. If it does not rain abundantly in February, the production potential of the late-planted corn will not be sustained, the BCR said in the report. The increased soil moisture, along with cooler temperatures, has led to a significant reduction in crop stress across central and southern Argentina, with dryness now limited to far northeastern



Argentina. The BCR recently cut Argentina's 2021-22 MY corn production forecast by 8 million mt to 48 million mt due to the drought. The 2021-22 corn crop will be marketed over March 2022-February 2023. Argentina, one of the top exporters of corn, had produced 52 million mt of corn in 2020-21, according to the BCR report. Meanwhile, the US Department of Agriculture's attache in Argentina cut corn production outlook to 51 million mt in 2021-22, 3 million mt below the official USDA forecast. The USDA's attache report also warned that if conditions continue to be on the dry side, the current production projection most likely will have an additional cut. Argentina's early corn is usually planted in September-October and harvested in April-May, while the late corn crop is planted in December-January and harvested in June-July.

Bangladesh preparing roadmap for increased rice output

The government is set to prepare a roadmap aiming to increase rice production amid a growing demand of the main staple in the country. Prices of rice increased recently despite record productions of Aush, Aman and Boro paddies during harvesting seasons and storing the highest quantity of rice by the government in its silos. Considering the prevailing situation and keeping the prices of rice within the purchasing capacity especially of the lower- and middle-income groups, the government had no option, but to increase rice production, a high official of the Ministry of Agriculture (MoA) said. The agriculture ministry official further said that cultivation of high-yielding varieties of paddies must be needed to increase rice production. The arable land of the country decreases due to use of it for non-agriculture purposes, posing a threat to the increased production of rice, according to the MoA. The consumption of rice has been increasing day by day due to the inclusion of 2.2 to 2.4 million new faces with existing



population plus one million Rohingyas living in the country and also using rice for fish cultivation purposes. The BRI-89 and BRI-92 varieties could yield around one maund of paddy on each decimal of land, said the MoA. According to the BBS (Bangladesh Bureau of Statistics) and the Ministry of Food rice production was 37.5 million tonnes and import was 1.35 million tonnes during the last fiscal year (FY '21) in the country.

Economy Survey: Despite Covid-19 shock Agriculture Sector grows at 3.9% in 2021-22 and 3.6% in 2020-21

The Agriculture sector which accounts for 18.8 percent of Gross Value Added (GVA) of the country in 2021-22 has experienced buoyant growth in the past 2 years. It grew at 3.9 percent in 2021-22 and 3.6 percent in 2020-21 showing resilience in the face of COVID-19 shock states the Economic Survey 2021-22 tabled in the Parliament by the Union Finance & Corporate Affairs Minister, Smt. Nirmala Sitharaman. The Survey attributes this to "good monsoon, various Government measures to enhance credit availability, improve investments, create market facility, promote infrastructure development and increased provision of quality inputs to the sector". It also said that the growth in the allied sector is in line with the recommendations of the Committee on Doubling Farmers' Income. Stating that the agriculture sector has experienced buoyant growth in the past two years, the Economic Survey noted that the agriculture and allied sector is the largest employer of workforce as it accounted for a sizeable 18.8 per cent (2021-22) in Gross Value Added (GVA) of the country. Growth in allied sectors including livestock, dairying and fisheries has been the major drivers of overall growth in the sector, and these are steadily emerging to be high growth sectors. "The livestock sector has grown at a CAGR of 8.15 percent over the last five years ending 2019-20. As revealed by the latest Situation Assessment Survey (SAS), the sector has been a stable source of income across groups of agricultural households accounting for about 15 percent of their average monthly income," the Economic Survey said.

"This improvement in the contribution of allied sectors is in line with the recommendations of the Committee on Doubling Farmers' Income which has suggested a greater focus on allied sectors



to improve farmers' income." The latest SAS report has also shown that the fragmentation of landholdings has led to alternate sources such as livestock, fishery and wage labour becoming significantly important for an agricultural household. "Increasing importance of allied sectors including animal husbandry, dairying and fisheries in growth and income of the farmers indicates that focus needs to shift more towards harnessing the potential of allied activities. There is also a need to improve productivity of small and marginal farmers through development and implementation of small holding farm technologies," the document said.

The document also discusses how Minimum Support Price (MSP) policy is being used to promote crop diversification. Important findings of the latest Situation Assessment Survey suggested the net receipts from crop production alone have increased by 22.6 percent as compared to the previous SAS Report of 2014 although there is a visible diversification in the sources of income of the farmers. While

the government has adopted the use of MSP as signal to encourage crop diversification, there is also a need for coordinated action from the state governments to facilitate the shift to high value and less water consuming crops to enable realisation of the objective of doubling farmers' income in a sustainable way. The government has also taken measures to augment production and domestic supply of oilseeds and edible oils, interventions made in the sugar sector and promotion of crop diversification. The government has placed focus on the food processing sector, which is not only a major market of agricultural produce but is also a significant employer of the surplus workforce engaged in agriculture. Pointing out that India runs one of the largest food management programmes in the world, the Economic Survey said: "The government has further extended the coverage of the food security network through additional provisions of food grains through the schemes like PM Gareeb Kalyan Yojana (PMGKY)."

Union Budget 2022-23: Allied farm, food processing sectors get further push; to promote drones, start-ups

The Union Budget seeks to complement macro-economic level growth with a focus on micro-economic level all inclusive welfare. The Union Minister for Finance & Corporate Affairs, Smt Nirmala Sitharaman tabled the Union Budget 2022-23 in Parliament on 01st February 2022. In a bid to tap the allied farm and food processing sectors to boost farmers' income, the government proposed higher budget allocation for these two sectors for the next fiscal, besides announcing finance support for startups, promotion of Kisan drones and PPP mode for delivery of high tech agri-services to farmers. The government has also raised the farm credit target to Rs 18 lakh crore for 2022-23 from Rs 16.50 lakh crore this fiscal. Presenting the Union Budget in the Lok Sabha, Finance Minister Nirmala Sitharaman said inclusive development is one of the four priorities of the government moving forward. The Budget allocation for the Ministry of Agriculture and Farmers' Welfare has been raised marginally by 4.5 percent to Rs 1,32,513 crore for 2022-23 fiscal. However, the Budget allocation for the Ministry of Fisheries, Animal Husbandry and Dairying has been increased by 44 per cent to Rs 6,407.31 crore and for Food Processing Industries by 2.25 times to Rs 2,941.99 crore for the next fiscal. The Finance Minister said as part of the inclusive development, the government will implement a "rationalised and comprehensive scheme" to increase domestic oilseed production, thereby reducing the country's dependence on the import of edible oils. The government will also bring in legislative and policy changes to promote agro-forestry and implement a comprehensive package, with states to adopt suitable varieties of fruits and vegetables that can be processed. Further, the government will promote the use of 'Kisan Drones' for crop assessment,



The Union Minister for Finance and Corporate Affairs, Smt. Nirmala Sitharaman along with the Ministers of State for Finance, Shri Pankaj Chaudhary and Dr. Bhagwat Kishanrao Karad and the senior officials.

digitisation of land records and spraying of insecticides, she added. To finance startups and rural enterprises working in agri-space, the minister said the government will facilitate a fund with blended capital raised under the co-investment model through NABARD. "This is to finance startups for agriculture and rural enterprise relevant for farm produce value chain," she noted. The activities of these startups will include inter-area support for farmer-producer organisations (FPOs), machinery for farmers on a rental basis at the farm level and technology, including invitee base, she added. The Finance Minister further said the government will promote chemical-free natural farming throughout the country with a focus on farmers lands in five-kilometre wide corridors along the river Ganga in the first stage. For the delivery of digital and high-tech services to farmers, she said the government will launch a scheme of public-private partnership (PPP) model with the involvement of public

sector research and extension institutions along with private agri-tech players and stakeholders of agri value chains. States will be encouraged to revise syllabi of agricultural universities to meet the needs of natural zero budget and organic farming, modern-day agriculture, value addition and management, she added. For the fertiliser subsidy, the Budget has made an allocation of Rs 1,05,222 crore, about 25 percent lower than the revised estimates of previous year's Rs 1,40,122 crore. Of the total outlay for the fertiliser sector for 2022-23, Rs 63,222 crore has been earmarked for urea (Rs 75,930 crore RE 2021-22) alone and Rs 42,000 crore for the nutrient-based subsidy (Rs 64,192 crore RE 2021-22) for phosphatic and potassic fertilisers.

The Finance Minister said that Indian Railways will develop new products and efficient logistics services for small farmers and Small and Medium Enterprises. On the procurement of agri-crops, the minister said the government's procurement of

wheat and paddy at the minimum support price (MSP) during 2021-22 will cover 1,208 lakh tonnes from 163 lakh farmers. "Rs 2.37 lakh crore will be the direct payment of MSP value to their accounts," Sitharaman said. As 2023 has been announced as the International Year of Millets, she said the government will support post-harvest support for enhancing domestic consumption of millet products internationally. For the next fiscal, the government has allocated an estimated budget of Rs 6,75,000 crore for PM-KISAN, Rs 15,500 crore for the crop insurance scheme, Rs 7,183 crore for the Krishonnati Yojana, Rs 10,433 crore for the Rashtriya Krishi Vikas Yojana (RKVY) and about Rs 1,500 crore for Market Intervention Scheme-Price Support Scheme.

Meanwhile, Agriculture Minister Narendra Singh Tomar in a statement hailed the Budget proposals saying unprecedented provisions have been made for the overall development of the farm sector. Tomar, in a statement, said the Budget allocation for the sector has been increased continuously and the Finance Minister has shown vision in the Budget 2022. There is emphasis on increasing farm production and productivity in the Budget, adequate provisions have been made available for the oilseeds mission, linking agriculture with technology and for farmers to get fair price for their produce, he said. The unprecedented provisions made for agricultural diversification, promotion of organic and natural farming, increasing capacity efficiency of farmers, Kisan drones, irrigation, adding courses in agricultural universities and agricultural research — will bring about a paradigm shift in the farm sector, he added. Meenesh Shah, Chairman, National Dairy Development Board said "NDDB welcomes reduction in alternate minimum tax for cooperatives from 18.5% to 15% & Surcharge from 12% to 7% for cooperatives having income Rs 1 to 10 cr. The decision will boost development initiatives of dairy cooperatives and ensure better remuneration for millions of farmers." The Solvent Extractors Association of India (SEA) welcomed the announcement made by the finance minister for a

comprehensive scheme to increase domestic production of oilseeds to reduce the country's dependence on import of edible oil. "We are also given to understand that financial outlay for increasing oilseed production is likely to be adequate to have a meaningful

Impact. This initiative should go a long way in helping reduce our dependence on edible oil imports, which are likely to be around Rs 1.5 lakh crore during the current year and would be in line with our Prime Minister's vision of Atmanirbharta," SEA added.



Record Foodgrains Production and Enhanced procurement



2.37 lakh crore direct payment of MSP to 163 lakh farmers



Promoting chemical free natural farming



Promoting post harvest value addition, consumption and branding of millet products



Delivery of Digital and Hi-Tech services to farmers in PPP mode



Use of Kisan Drones to aid farmers



Launching fund with blended capital to finance agriculture start ups



Ken Betwa Link Project to benefit 9.1 lakh hectare farm land



Food for Future Summit & Expo to debut at Expo 2020 Dubai

Dubai World Trade Centre (DWTC) has launched its brand-new Food For Future Summit and Expo in association with Expo 2020 Dubai's Food, Agriculture and Livelihoods Week. Running from February 23-24 at Dubai Exhibition Centre at Expo 2020 Dubai, the Food For Future Summit & Expo will be co-located with the Global Agtech Innovation Expo to form a powerhouse of industry innovation and progression. Hosted by the UAE Ministry of Climate Change and Environment with the United Nations Food and Agriculture Organisation (UN FAO) as strategic partners, the Food For Future Summit & Expo will reinforce the UAE's National Food Security Strategy and galvanise all sectors of the agriculture and food supply chains to create a sustainable food ecosystem for all. Key focus sectors will include AI & Nutrition; IoT, cloud solutions, UAV, robotics and drones, automation, adaptive irrigation, grow

lighting, data management, supply chain management, climate-smart agriculture, food loss and waste, controlled environment, ICT in agriculture, mechanisation, organic agriculture, precision agriculture, biotechnology, soil plant health, saltwater agriculture, renewable energy and water management.

The multi-faceted event will engage the end-to-end food and agriculture ecosystem of producers, tech providers, suppliers and consumers, through an exhibition, partner workshops - including technical training organised by the ICBA (International Centre for Biosaline Agriculture) on plant biotechnology, GIS technologies and modeling and biosaline agri-tech - investor platforms, startup programmes, a food security leadership exchange symposium, and community engagement. The Summit will also host the UAE Food Technology Challenge and the region's first dedicated Agri-Tech food contest for startups, the Mena Agri-Food Tech Challenge, organised in partnership with Thought for Food. With anticipated participation from a raft of organisations and startups from over 50 countries, the first-of-its-kind event has already garnered C-suite support from industry leaders. The Food For Future Summit & Expo and Global Agtech Innovation Expo will bring the world's agriculture and food supply industries to the heart of the Mena region, where the vertical farming sector alone has grown to a market value of \$1.2 billion. Mena countries are ramping up agritech initiatives, with Saudi Arabia investing US\$665 million in local agriculture and farming; United States and UAE are partnering on Agriculture Innovation Mission (AIM) for Climate, an initiative to increase investment in climate-smart agriculture and food systems innovation from 2021-2025; Abu Dhabi is launching a \$270 million accelerator program to position the emirate as a global centre for agricultural desert innovation; Egypt is investing \$2.1 billion in food security projects; and Kuwait's Wafra Inc. is investing \$100 million in the Pure Harvest agritech startup.

In 2022, sown areas under buckwheat will be increased in Russia

According to preliminary data, 921.4 thousand tons of buckwheat were harvested in Russia in 2021, which is 3.2% more than a year earlier. The resulting volume will fully ensure the loading of processing enterprises. In the current year, an increase in sown areas under crops by 5.5% is forecasted. Thus, according to the plan, sowing of buckwheat will exceed 1 million hectares (1031.7 thousand hectares), which will minimize risks even in case of adverse weather factors. Cultivation is carried out in 49 subjects of the Russian Federation. The leading regions, which account for about 75% of the gross harvest, include the Altai Territory, the Republic of Bashkortostan, the Kursk, Voronezh

and Oryol regions. Currently, buckwheat production in Russia fully covers the needs of the domestic market. The Ministry of Agriculture is carrying out systematic work aimed at expanding the sown area, introducing modern technologies, increasing the volume of mineral fertilizers and using high-yielding varieties of this crop. These and other measures contribute to the growth of cereal production and form a sustainable raw material base for the processing industry.



Forthcoming Trade Shows and Events



Dubai World Trade Centre (DWTC) has launched its brand-new Food For Future Summit and Expo in association with Expo 2020 Dubai's Food, Agriculture and Livelihoods Week. The Food For Future Summit & Expo will be co-located with the Global Agtech Innovation Expo to form a powerhouse of industry innovation and progression.

Date: 23-24 February 2022

Venue: Dubai Exhibition Centre at Expo 2020 Dubai



It is the platform between the Grains Technology sector and the Grains industry. The industry has grown with newer and bigger companies, both Indian & International have entered the markets. The expo will cover the entire rice & grains manufacturing machines and other technologies essential for today's manufacturing.

Date: 04-06 March 2022

Venue: Hitex Exhibition Centre, Hyderabad, Telangana



GrainEx India is India's premier technology oriented exhibition & conference on wheat, flour, rice, pulses, spices and soyabean milling industry. GrainEx India is supported by prestigious Indian agri and food organizations, adding the strength and value to the event such as All India Dal Mills Association, Madhya Pradesh Dal Udhog Mahasang etc.

Date: 24-26 March 2022

Venue: Labh Ganga Convention Center, Indore, Madhya Pradesh, India



AAHAR - The International Food & Hospitality Fair is a flagship B2B event organized by India Trade Promotion Organisation, the premier trade promotion body of the Government of India. AAHAR is one of Asia's best known brands in Food & Hospitality shows. The show has grown by leaps & bounds in recent years and is today the well known destination for global vendors and sourcing professionals.

Date: 26-30 April 2022

Venue: Pragati Maidan, New Delhi, India



The 'Global Spice Summit & Excellence Awards' is being organized with the view to provide a platform to all the spice stakeholders including manufacturers/ packers, processors, traders, exporters, importers, scientists, consultants, government bodies/ institutions, research institutions, entrepreneurs etc. in the spices industry and trade to interact, exchange views and make business deals.

Date: 13 May 2022

Venue: NDMC Convention Centre, New Delhi, India



Global Organic Expo 2022 is an International Conference & Exhibition on the organic sector which includes food farming, Innovations, Technology, Skill Development, Start-ups in Organics, Marketing Distribution and Exports. 3rd Global Organic Expo 2022 is poised to be a major platform for organic industry by offering Global level conference and exhibition, with an apt theme "Profitability for humanity".

Date: 26-28 May 2022

Venue: Indian Agricultural Research Institute (IARI) Pusa, New Delhi, India

Organic food market gains ground in Qatar

Qatar's organic food market which has been witnessing a steady pace of growth over the past several years, is building further traction as more residents are coming out of the pandemic with a renewed resolve to adopt a healthier lifestyle. Export agency Bolst Global noted that the increasing popularity of organic products throughout Qatar presents great opportunity for international brands to enter the market. According to Global Organic Trade Guide, health & wellness products consumption in Qatar was valued at \$728.4m in 2021 with a CAGR growth rate of 5.4 percent, and is expected to reach \$778.9m this year. Organic beverages consumption was

estimated to grow from \$14.1m last year to \$16.6m in 2022 with a CAGR rate of 15.2 percent. The report also estimated that organic packaged food and beverages consumption in Qatar will grow from \$17.2m in 2021 to \$20m this year, while organic packaged food consumption will grow from \$3.1m last year to \$3.5m this year with a CAGR rate of 8.3 percent. Qatar's most popular organic product categories are savoury snacks, grab-and-go fruit, seed and nut bars, and kitchen staples such as oils, flours, tinned goods, and preserves, the report added.



NNS
Media Group Since 1950

News Agency

NNS
NATIONAL NEWS SERVICE



nns App

www.nnscommoditynews.com

Directories



Events & Exhibitions

मेरी दिल्ली
उत्सव

FOOD & TECHNOLOGY
EXPO

INTERNATIONAL
AGRICULTURE & HORTI
EXPO

GOVERNMENT
ACHIEVEMENTS & SCHEMES
EXPO

WORLD
Organic
EXPO

Global Spice Summit
&
Excellence Awards

मेरी दिल्ली
अवार्ड्स

GLOBAL
BUSINESS
ICON
AWARDS

RASHTRIYA
ICON
AWARDS

श्रेष्ठश्री
सम्मान

WORLDWIDE
BUSINESS
ACHIEVERS
AWARDS-DUBAI

Info: 9899632000, 8588849250

E-mail : nnsonline@nnsonline.com • Website : www.nnsmediagroup.com



ISMA revises upward sugar output at 314.5 lakh tonnes in 2021-22

India's sugar production estimate has been revised upward by 3% to 314.5 lakh tonnes for 2021-22 marketing year ending September as against the earlier forecast of 305 lakh tonnes, according to industry body ISMA. Releasing its second advance estimates, Indian Sugar Mills Association (ISMA) said, "The country is expected to produce 314.50 lakh tonnes of sugar during 2021-22 season." Sugar marketing year runs from October to September. Sugar output stood at 311.8 lakh tonnes in the 2020-21 season. "This is after considering an estimated diversion of sugar equivalent of 34 lakh tonnes for production of ethanol by means of diversion of sugarcane juice /syrup or B-heavy molasses," the association said in a statement. Sugar production in Uttar Pradesh is seen at 102 lakh tonnes in 2021-22 as against 110.59 lakh tonnes in the previous year due to lower cane yields and lower sugar recoveries along with much higher diversion of sugar for production of ethanol by way of diversion of B-heavy molasses and sugarcane juice. It is

estimated that about 12.55 lakh tonnes of sugar will be diverted for ethanol production by the sugar mills in UP in the current year as compared to about 6.90 lakh tonnes diverted in 2020-21.

Maharashtra is expected to produce about 117 lakh tonnes in 2021-22 as against 106.50 lakh tonnes produced in 2020-21. Higher estimated sugar production this year is mainly due to increased cane area by about 11% and better cane yields and sugar recovery as compared to the last season. "This is owing to favourable weather conditions as well as increase in percentage of ratoon cane, which helps in better recovery," ISMA said. Based on the allocations made by the OMCs for supply of ethanol in 2021-22 so far and expected to be allocated in the current season, it is estimated that sugar mills in Maharashtra will divert about 11.27 lakh tonnes of sugar equivalent for production of ethanol in the current year, which is much higher as compared to about 7.12 lakh tonnes diverted in 2020-21. Karnataka is expected to produce about 45.21 lakh tonnes of sugar in 2021-22 as against 44.68 lakh

tonnes produced in 2020-21. Mills in the State are expected to divert about 7.37 lakh tonnes of sugar equivalent for ethanol production in the current year as compared to about 5.02 lakh tonne diverted in 2020-21.

On demand, ISMA said sugar mills have sold 69.06 lakh tonnes during October-December of this marketing year, up around 1.5 lakh tonnes from the year-ago period. With the demand for sugar picking up, the association estimated that the domestic consumption of sugar would be around 270 lakh tonnes in 2021-22. Sugar exports during October-December quarter rose to 16.23 lakh tonnes as against 4.49 lakh tonnes in the corresponding period of the previous year. "Export contracts for around 40 lakh tonnes have already been entered into, and therefore the market is very positive that India will be able to export 60 lakh tonnes in the current season quite comfortably by the end of September 2022," the statement said. Considering an opening stock of about 82 lakh tonnes on October 1, 2021, and domestic consumption of 270 lakh tonnes, sugar exports of 60 lakh tonnes and the estimated production of 314.5 lakh tonnes, ISMA said the closing stocks as of September 30, 2022, are expected to be around 66.50 lakh tonnes.

The Union Minister of State for Consumer Affairs, Food and Public Distribution, Ms. Sadhvi Niranjan Jyoti in a written reply to a question in Lok Sabha informed that since, sugar season 2010-11 (Oct-Sept), there has been surplus production of sugar in the country (except in sugar season 2016-17 due to drought) as against the domestic consumption. With a view to facilitate export of surplus sugar thereby improving liquidity of sugar mills and enabling them to clear cane price dues of farmers, Government has been extending assistance to sugar mills. It is also estimated that in sugar season 2021-22, about 50-60 LMT of sugar is likely to be exported by domestic sugar mills. Till 31 January 2022, 26.5 LMT sugar has been exported by mills. Further, to facilitate export of surplus sugar from country, custom duty on export of sugar has been withdrawn by the Central Government w.e.f. 20.03.2018.

Non-basmati rice exports may exceed target on strong buys from China, Bangladesh

As non-basmati rice shipments clock a 52 percent growth in the first nine months on robust purchases by countries such as China and Bangladesh, exporters are hopeful of exceeding the targeted 16 million tonnes (mt) for the current fiscal. Non-basmati rice shipments crossed 12.53 mt in April-December 2021 as compared to 8.25 million tonnes in the same period last year. In value terms, the non-basmati rice shipments were up 46 percent at \$4.48 billion as compared to \$3.07 billion in same period last year. In 2020-21, India's non-basmati rice exports stood at 13.08 mt valued at \$4.796 billion compared with 5.03 mt valued at \$2.034 billion in the previous year. 'We were targetting 16 million tonnes for the current financial year. Going by the current trend, the shipments may touch 17 million tonnes,' BV Krishna Rao, President of The Rice Exporters Association, said. Largest buyer this year, so far, Bangladesh has purchased a record 1.53 mt against a mere 13,811 tonnes in the same period last year. In value terms, the Bangladesh rice purchases were over \$596 million (\$13.47 million). 'Bangladesh, which has been an aggressive buyer since January last year, has slowed down purchases now. China's purchases are seen topping a million tonnes. We feel China's purchases will be more as long as the corn prices are high. China is buying brokens to meet the feed requirements,' Rao said.

China has imported about 9.05 lakh tonnes in April-December compared with 33,705 tonnes in the same period last year. In value terms, China's rice buys from India has exceeded \$275 million (\$10.29 million). Similarly, other countries which have scaled up their purchases include Vietnam, Sri Lanka, Nepal, Senegal, Somalia and Indonesia among others. Vietnam has bought over half a million tonnes during April-Dec this year, more than eleven times that of the same period previous year. Vietnam



imported 5.66 lakh tonnes valued at \$187 million as compared to 48,581 tonnes valued at \$15.4 million in the previous year. Some markets like Nepal, Mozambique are stable, while several countries including Malaysia, Togo, Saudi Arabia, the UAE, Russia and Iraq have scaled down their purchases. As per the first advance estimates, India is expected to harvest a record 107.04 mt of rice, the main kharif cereal crop. Kharif planting of rice was at a record 411.46 lakh ha over the normal area of 395.66 lakh ha. However, in the ongoing rabi season, the rice acreage has seen a decline at 23.61 lakh ha as on January 21, over the normal area for the season of 42.5 lakh ha.

Argentina exchange cuts soybean harvest outlook after drought



Argentina's Buenos Aires grains exchange cut its forecast for the 2021/22 soybean harvest to 42 million tonnes, down from 44 million tonnes previously, due to lower yields and a smaller planting area than originally planned. Argentina is the world's leading exporter of processed soybean oil and meal and the third largest exporter of unprocessed beans. In December-January it suffered a severe drought with high temperatures that damaged crops. "Lack of surface moisture on both ends of the agricultural area held back initial planting plans," the Buenos Aires exchange said in its crop report. "What's more, as a consequence of high temperatures and tight water reserves in core regions during critical periods, the performance potential could record losses of up to 30%." In the 2020/21 cycle, Argentina's soybean production was 43.1 million tonnes, according to the exchange.

NNS

Media Group Since 1950

nns Application NOW in Improved Version



**When to Buy
When to Sell**

**What to Buy
What to Sell**

Stay Informed-Make Profit

**Get Experts Opinion
Every Day
on**

SPICES

PULSES

FOOD GRAINS

DRY FRUITS

OILS

OILSEEDS

**Buy/Sell/
Hold**

**News
Updates**

**Daily
Trend**

**Arrivals
in
Mandies**

**Import
Export**

**Commodity
X-ray**

**Trading
Prices**

TO DOWNLOAD nns COMMODITY APP

Visit

**ANDROID APP ON
Google Play**

Call: 8588849250, 9899632000


email us at : nnsonline@nnsonline.com

NNS
Media Group Since 1950

& **ब्यापार केसरी**
Presents

RICE DIRECTORY

Pan India "Rice Directory" will carry Particulars of the Rice Millers, Processors, Exporters, Merchants, Brokers, Indenters, Packers and manufacturers of Rice Milling Plants & Equipments, Sorting Machines, Cleaning & Grading Machines and De-Stoners etc.



An Important Tool for the Rice Entrepreneurs to connect with Industry Colleagues, Prospective Clients & Customers all over India.

A Wonderful Opportunity for effective advertising and to Reach Everyone Connected with the Rice Sector.

**To include your enterprise details free and to advertise in the directory
Please Contact:**

NNS ONLINE PVT. LTD.

Meri Delhi House, 25/10, East Punjabi Bagh, New Delhi-110026

Rakesh Goel - 9871412391 • D. P. Singh - 9810977208 • Kamal Joshi - 9910168988 • Anil Rana - 9810213597 • Anuj Sharma - 9899292878
Munindra Kumar - 9311335162 • R. N. Pandey - 8377068270 • Ravi Sharma - 7838683537 • Rajesh Taak - 9871686939 • Arshad Ali - 9412547091
Office: 8447733909, 8588877658 • E-mail: nnsevents@nnsevents.com • Website: nnsmediagroup.com



Severe drought lowers Turkey's wheat harvest

Due to severe drought, Turkey's 2021-22 wheat production is down 2 million tonnes, to 16.25 million tonnes, according to a report from the Foreign Agricultural Service of the US Department of Agriculture (USDA). Looking ahead to next year, rainfall levels from October to December were better compared to the same period a year ago. However, the rising cost of agricultural inputs and the government's continued market interventions may dampen spring planting decisions, the USDA said. Wheat import estimates for 2021-22 are revised slightly downward to 10.8 million tonnes but remain 2.7 million tonnes higher than the previous year because of the increased need for imports resulting from the drought losses. According to the Turkish Statistic Institute (TUIK), Turkey's wheat imports during the first six months of 2021-22 increased by 20% year-over-year, reaching 5.3 million tonnes. Russia and Ukraine were the main suppliers.

Turkey's wheat exports, including wheat products, are forecast slightly higher at 6.55 million tonnes, which is close to the previous year's export level. This estimate assumes better flour exports than last year, and stable exports of pasta and transshipped wheat to neighboring countries. Turkey's wheat flour exports during the first six months of 2021-22 were just above last year's exports of the same period, reaching 1.67 million tonnes. Turkey continues to struggle with food inflation, which stems from major grain production losses, depreciation of the Turkish lira, rising international commodity prices and higher input costs. The Turkish government has undertaken various measures to minimize rising inflation. On Dec. 31, 2021, the government extended its zero-import duty for corn, wheat, barley, rye, and oats throughout calendar year 2022. In addition to tariff cuts, in the summer of 2021, President Erdogan instructed the Turkish Grain Board (TMO) to initiate a "Flour and Feed Regulation Action," which is a long-term strategy for regulating flour and feed prices.

Millet: APEDA aims at doubling footprint in 100 countries

As 2023 has been announced as the International Year of Millets, India's agri export promotion body, APEDA, wants to expand the country's export footprint in 100 countries from current 50 countries, in the next two years. Besides, it is working on strategies to boost overall agriculture products' exports in countries other than top buyers. 'Currently, our products are going to about 190 countries from about 150 countries a decade ago. The challenge is to improve the volume in other than the top 10 countries while sustaining growth in major buying nations,' said Dr. M Angamuthu, chairman of Agricultural and Processed Food Products Export Development Authority (APEDA). The world's millets market is estimated to grow to over \$12 billion by 2025 from the current \$9 billion. Although India's shares in the production of millets is around 41 percent with an annual output of about 12 million tonnes (mt), the country's exports were 87,558 tonnes in 2020-21, up by 16.32 percent from 75,274 tonnes in the previous year. The bulk of India's exports—as much as 60 percent—go to Nepal, United Arab Emirates and Saudi Arabia. The share of top ten countries in the total volume is 87 percent.

During the Budget, Finance Minister Nirmala Sitharaman said, 'Support will be provided for post-harvest value addition, enhancing domestic consumption, and for branding millet products nationally and internationally.' Dr. Angamuthu said APEDA has already signed an MoU with Indian Institute of Millet Research (IIMR) for export oriented production of millets and for making a strategy for their promotion in the international market. It has organised many virtual buyer-seller meetings where officials of Indian embassies were also present during this pandemic. With an increasing demand for gluten-free food products across the globe, particularly after the pandemic, millets have found place in the kitchen as a preferred items because they contain calcium, iron and fibers which help fortify essential nutrients in children.



South Korean rice imports decline

Supply chain issues hampered South Korean rice imports in the final quarter of 2021, leading to a 11% decrease in imports from the previous marketing year, according to a Global Agricultural Information Network report from the Foreign Agricultural Service of the US Department of Agriculture (USDA). South Korea's estimated rice import total of 418,336 tonnes for 2020-21 was 16% lower than the previous USDA forecast, which was made last fall. The rice import forecast for 2021-22 has been revised upward to 490,000 tonnes, a 19% increase, due to actual delivery of some 2021 tariff rate quota contracts moving to 2022. Imports of MY2020/21 U.S. rice were 142,291 MT (milled basis), down 11.1 percent from the previous forecast. Overall rice imports totaled \$378 million, up 1.7 percent from MY2019/20. Imports from the United States amounted to \$140 million, up 7.1 percent. The USDA estimated this year's rice output in South Korea at 3.88 million tonnes, up 10% from the previous year, while rice consumption is virtually unchanged from 2020-21 at 3.96 million tonnes.

As in many Asian countries, rice consumption has been declining in South Korea in recent years, having fallen four consecutive years since a recent peak of 4.7 million tonnes in 2017-18. Per capita rice consumption has declined from 59.2 kilograms in 2018-19 to a projected 55.3 kilograms in 2021-22, according to the USDA. South Koreans' consumption of rice hit an all-time low in 2021, but the decreasing rate slowed on the back of a growing demand for home meals amid the COVID-19 pandemic, data showed. The average South Korean consumed 56.9 kilograms of rice last year, down 1.4 percent or 0.8 kilograms from the previous year, according to the data compiled by Statistics Korea. Rice is a key staple food for Koreans, but its consumption has been on a steady decline since 1980 due mainly to changes in diet and eating habits. The 2021 figure had more than halved compared with 30 years ago, when the amount stood at 116.3 kg. In 1980, per capita average annual rice consumption stood at 132.4 kg, the data showed.



Agriculture experts cultivate purple wheat variety at AGC farms

Looking for healthy dietary solutions to growing lifestyle problems and breaking a new ground in the farming sector, a team of faculty and farming experts at agro farms in Amritsar Group of Colleges (AGC), Manawala, have now cultivated purple wheat. The team had already cultivated a variety of black rice, red rice, and black wheat as part of its agro technology learning programme for students of agricultural sciences. Purple wheat is among the three varieties of coloured wheat that was developed by the team of researchers at Mohali's National Agri-Food Biotechnology Institute (NABI). It is rich in anthocyanins, proteins, dietary fiber, vitamins, and minerals. It has more iron and zinc than normal wheat. Ragini Sharma, one of the directors, AGC, said the new variety of wheat had been grown through a natural method. "We used vermicompost in fish water to raise the level of yield and to achieve other targets in wheat. Vermicompost is nutrient-rich organic compost. Rather than using it directly in the field of purple wheat, if it is combined with fish water it would give better results. We have been using fish to create liquid manure for a variety of crops in our farms. They primarily release nutrients in the water body and application of such water as irrigation in wheat crop improve quality and increase yield," she said.

OPTICS TECHNOLOGY®

Quality Laboratory Testing Instruments Since 1978



Mr. Y.L. Sharma
Director

Optics Technology is the leading manufacturer of Laminar Air Flow Technology, Biological Safety Cabinet, A.C./Pressure Modules, Fume Hoods, Clean Room Instruments and other laboratory instruments. The company was established in Delhi in 1978 as a humble manufacturer of clean room products. Since then Optics Technology has grown by leaps & bounds to a leading players in India serving the pharmaceutical, electronic, semiconductor, medical, chemical industries etc. and has developed export market all over Asia. Today, the company has vast range of products which include Automatic Hand Sanitizer, ABBE Refractometer, Dehumidifier, Hot Air

Oven, Vertical Deep Freezer, Vacuum Evaporator, Automatic Autoclave with Printer, Refrigerated Humidity Chamber, Weighing Machine Electronic etc. The man behind the success of the company is Mr. Y.L. Sharma who is mentoring the company as Director. A self made man possessed with a remarkable sense of ability and enthusiasm under whose able guidance Optics Technology has attained present status in India and in the international circle. Quality and customer services are also the two reasons behind the success of this small-scale industry. They offer best quality equipment at most economical rates, which has made their customer support them for the past so many years.

Optics Technology has adapted itself very quickly according to the trends and technological developments in Asia and applies the customer's quality/service understanding in the requirement of engineering and competition. Clean room and other lab instruments services are dedicated to provide best quality products and services to users of clean room Laminar Air Flow's and Optics' other lab instruments. They take pride in themselves for providing best service available at the most competitive cost possible. They are constantly updating and upgrading their test equipment and procedures to allow them to maintain their leadership role in all

services and in lab instruments. They can also perform all types of repair, replacement and up gradation of Laminar Air Flow's and other lab instruments. Their Laminars and other lab instruments have been installed around India in a various industries such as Pharmaceutical, Electrical, Semiconductor, Medical Universities, Food processing, Milk plants, Oil industries, Agricultural industries, IVF centers, Pharmacy and in reputed R&D laboratories.

The company is committed in providing their customers with highest quality products and services, which meet and exceed their requirement. Optics Technology provides his customers with reasonable Competitive Pricing, Quality Products and Timely Service. They very much appreciate those customers who have allowed the company to be of service to them for the past so many years and they want to work with their customer to provide the latest technological advances with which to operate R&D laboratories. The company is regularly exporting their different instruments to different countries such as Poland, Syria, Bangladesh, Thailand, Nepal, Sri Lanka, Riyadh, Dubai, Saudi Arabia, Pristina, Tanzania, Ethiopia, Egypt, Pakistan, USA etc. The company's clientele include big names such as ICAR, Britannia, Coca-Cola, Bikano, Nestle, MDH, Lotus Herbals, Dabur, Mother Dairy, Cremica etc.



Spices Board puts cap on cardamom pooling in e-auctions

Spices Board has come to the aid of cardamom growers to arrest the dip in prices. To safeguard the growers' interest, the Board has taken some interim measures by incorporating certain changes in e-auction system. The maximum quantity permitted for pooling of cardamom for an e-auction by a licensed auctioneer is now limited to 65 tonnes for an initial period of four weeks. The pooling of cardamom by licensed dealers is limited to 30 per cent of the total pooling scheduled auction during this period. The desirability of continuing with these changes would be evaluated after four weeks and further modification required, if any, for the industry's betterment will be decided by the Board after discussions with all the stakeholders.



All the licensed auctioneers are directed to comply with the conditions for conducting the e-auction. It may be recalled that the Board had convened a meeting with the farming community after they sought the intervention of the authorities to put a cap on cardamom arrivals in the auctions due to price drop.

Spain expects to produce 1.25M tons of olive oil in current crop year

With the olive harvest well underway in Spain, authorities expect to produce 1.25 million tons of olive oil in the 2021/22 crop year, which would amount to approximately 42 percent of the global olive oil production. This confirms forecasts made a few months ago by the Food Information and Control Agency (AICA) and corroborated by the Union of Small Farmers and Ranchers (UPA) Andalusia. The predictions were based on the effects of prolonged drought on the olive groves in 2021. Rainfall in May was insufficient and did not alleviate the problem. According to Cristóbal Cano, UPA Andalusia's general-secretary for olives and olive oil, initial production estimates were correct. "We will narrowly exceed 1.2 million tons of olive oil this campaign," he said. Cano also confirmed that 354,000 tons of olive oil, including imports, had been marketed in Spain after the first three months of the 2021/22 crop year, which started in October.



Dubai: 1,343 new food outlets opened in Emirate in 2021

A total of 1,343 new food establishments were launched in Dubai in 2021, Dubai Municipality revealed. The number of food establishments in Dubai has been increased by 50 percent during the past year. As a result, the number of inspections also increased by 12 percent compared to 2020, said Sultan Al Taher, the director of food safety department at Dubai Municipality. The department has carried out 76,195 inspection visits to food establishments in the Emirate last year. He said, "The Municipality has monitored a great level of commitment by food establishments to abide by the procedures and requirements that it has set, in terms of public safety measures during recent periods." The Municipality checks food establishments in the emirate of various activities, such as restaurants, cafeterias, cafes that offer food, groceries, supermarkets, and bakeries.

Thailand aims to ship 7 mln tonnes of rice in 2022 as outlook improves



Thailand has set a rice export target at 7 million tonnes this year, 14.6% higher than in 2021, the leading rice exporters body said. The world's third-largest rice exporter shipped 6.11 million tonnes of the grain last year and 5.7 million tonnes in 2020, the lowest volume in two decades. Thailand's biggest rice buyers in 2021 include China, Japan, the UAE, the Philippines, Congo, Syria, Benin and Angola. Rice exports should benefit this year from a more stable baht making prices more competitive and better weather conditions, according to Chookiat Ophaswongse, honorary president of the Thai Rice

Exporters Association. For the 2021/2022 harvest season, the association expects rice production to increase to 30-32 million tonnes of paddy rice or 20 million of milled rice, up from 27-28 million tonnes of paddy rice or 17 million tonnes in the 2020/2021 season. "It's a brighter outlook this year than the last two, in which drought undermined our production and the baht was too strong," Mr Chookiat said. A shipping container crunch and higher global freight rates, which affected last year's exports, had also started to ease, he said. "We should overtake Vietnam this year and become the world's second-largest exporter," he said.

Thai rice export volumes declined for three consecutive years after hitting a record high of 11.6 million tonnes in 2017. Thailand recorded its lowest export volume in two decades in 2020 and slipped to third place in global rankings after being overtaken by Vietnam, which shipped half a million tonnes more of the grain that year. A global economic recovery should also boost Thai rice sales, as customers gain greater purchasing power, Mr Chookiat said. Thai rice is trading around \$20 per tonne higher than similar Vietnamese grades. "In the past two years, people just bought whatever was the cheapest," he said. "But now they have more power to choose better quality rice, even if it's slightly more expensive." Meanwhile, India still remains the top rice exporter for four consecutive years with 19.5 million tonnes of rice exported in 2021, up 33.9 percent year-on-year. Vietnam came in second with 6.24 million tonnes exported last year, dropping 5.2 percent year-on-year. Pakistan and the US, meanwhile, are in fourth and fifth places, with 3.93 million tonnes and 2.85 million tonnes of rice exported in 2021, respectively.

EU soft wheat stocks to rise on higher imports

The European Commission on Jan. 27 revised its forecast of European Union soft wheat stocks upward due to sharply increased imports. The Commission forecasts soft wheat stocks to reach 13.3 million tonnes at the end of the 2021-22 marketing year, a four-year high and increase from its December projection of 12.9 million tonnes. The Commission revised the EU's soft wheat imports higher by 500,000 tonnes for an overall total of 2 million tonnes. The Commission made few other revisions to its common wheat supply and demand balance sheet, with 2021/22 usable production trimmed marginally to 130.5 million tonnes from 130.6 million previously, and projected EU wheat exports unchanged at 32.0 million tonnes. In contrast, a cut

to expected barley imports to 1.0 million tonnes from 1.3 million led the Commission to lower its forecast of 2021/22 barley stocks to 4.15 million tonnes from 4.5 million. For maize, the Commission cut its forecast of 2021/22 usable production in EU's 27 member countries to 69.0 million tonnes from 69.4 million. Combined with a sharp rise in projected maize exports, to 5.0 million tonnes from 3.7 million forecast in December, that brought down expected maize ending stocks to 17.3 million tonnes from 18.9 million. The Commission left its forecast of EU maize imports in 2021/22 unchanged at 14.5 million tonnes.



Brazil's January soybean exports at 2.47 mil mt

Brazil's soybean exports surged to 2.47 million mt over Jan. 1-30 from 49,498 mt a year earlier, the country's foreign trade department Secex said in a report. The country is the world's biggest soybean producer and exporter, and the bulk of its soybean exports in January were to China, the world's largest soybean importer, according to local traders. Brazil's soybean harvest for crop year 2021-22 (September-August) started well ahead of the typical schedule, supporting export volumes, with the harvest in the states of Mato Grosso and Parana almost three weeks ahead of last year's pace. Agricultural consultancy AgRural said Brazil's harvest had reached 10% of the projected area of 40.4 million hectares by Jan. 27, up from 2% a year earlier. The harvest has been well ahead of schedule on the back of steady progress in Mato Grosso, Rondonia and Parana, AgRural said in a report released Jan. 31.

Brazil exported a record 86.1 million mt of soybeans in 2021, sending 70% of the total to China, the Secex report showed. According to average estimates, Brazil is expected to export over 90 million mt of beans in 2022. However, drought-led cuts in the output forecast could slow shipments in coming months. AgRural has lowered its crop year 2021-22 (September-August) output forecast for Brazilian soybeans to 128.5 million mt, down 17 million mt from estimates in November, and more agencies were expected to reduce their forecasts amid a prolonged drought in the country's south. Soybean yield has declined in the three southern states and in Mato Grosso do Sul, where crops were under prolonged heat stress amid below-average rainfall throughout January, AgRural said. There was also a slight negative adjustment in output estimates in Mato Grosso due to losses caused by heavy rainfall in the mid-north of the state, it added.



Govt extends stock limits on edible oils, oilseeds till June

In a bid to further cool down edible oil prices and curb hoarding, the Centre on Friday extended stock limits on edible oils and oilseeds till June 30. Besides, the government has specified the stock limits that have to be imposed by states that have not implemented the earlier order on the limits. In October 2021, the Ministry of Consumer Affairs had imposed stock limits till March 2022 and left the decision to states to decide on the stock limits based on available stock and consumption pattern. In pursuance with the Centre's October 2021 order, six states — Uttar Pradesh, Karnataka, Himachal Pradesh, Telangana, Rajasthan and Bihar — had imposed the stock limits in their respective states. Many states had not imposed the stock limits. The ministry felt that implementation of stock limits across all states was necessary to transfer the full benefit of price control to the end-consumer, an official statement said.

"In an effort to further cool down the prices of edible oils, the government has taken various steps, latest being an order notified on February 3, 2022 specifying the stock limit quantities on edible oils and oilseeds up to June, 30," it said. For edible oils, the stock limit would be 30 quintals for retailers, 500 quintals for wholesalers, 30 quintals for retail outlets of bulk consumers i.e. big chain retailers and shops and 1,000 quintals for its depots. Processors of edible oils would be able to stock 90 days of their storage capacities. For edible oilseeds, the stock limit would be 100 quintals for retailers and 2,000 quintals for wholesalers. Processors of edible oilseeds would be able to stock 90 days production of edible oils as per daily input production capacity, the statement said. Exporters and importers have been kept outside the purview of this order with some caveats, it added.



Export of Organic Foodgrains

The National Centre for Organic Farming (NCOF), under the Ministry of Agriculture & Farmers Welfare, is the nodal organization for organic farming in the country. NCOF implements the National Project on Organic Farming (NPOF) to promote production, certification and marketing of organic products. The National Programme for Organic Production (NPOP), introduced by the Department of Commerce, is aimed at regulation and promotion of organic production for exports. The Agricultural & Processed Food Products Export Development Authority (APEDA) has been mandated with implementation of NPOP and export promotion of organic products. APEDA provides assistance to the exporters of organic products under various components of its export promotion scheme. APEDA also undertakes various activities to promote exports of organic products viz. addition of new products under NPOP, making efforts to get NPOP standards recognized by the importing countries, promoting 'India Organic' brand through participation in international trade fairs and exhibitions, organising Buyer-Seller Meets (BSMs), organising capacity building and outreach programmes etc.

India's exports of organic products amounted to USD 1.04 billion during 2020-21. Organic foodgrains are being exported from the country mainly under the category Cereal & Millets. During 2020-21, 59908 MT of organic products under the category 'Cereal & Millets', worth 76 million USD, have been exported from India under the National Programme for Organic Production (NPOP). The Government of India has been promoting Organic farming in the country, including in Bundelkhand and Uttarakhand, through dedicated schemes namely Paramparagat Krishi Vikas Yojana (PKVY) and Mission Organic Value Chain Development for North Eastern Region (MOVCDNER) since 2015-16 to cater to the needs of domestic and export markets respectively. Marketing and branding have been integral part of organic farming schemes. Assistance of Rs 6800/ha under PKVY and Rs 5000/ha under MOVCDNER is provided for marketing, branding and trade. Brand 'Organic Uttarakhand' has been developed under PKVY for the State of Uttarakhand. This information was given by the Minister of State in the Ministry of Commerce and Industry, Smt. Anupriya Patel, in a written reply in the Lok Sabha.

"SPENT EARTH OIL FOR BIO DIESEL PLANTS"



PREM AGGARWAL
Chief Executive Officer



NEEPAJ TRADERS
Soap Oils & Edible Oils

Methods for recovering oil from spent bleaching earth are described. Blowing steam and circulating hot water through spent bleaching earth reduce its oil content to only cost analysis 25% and 20%, respectively. Oil extraction from spent earth with hexane is economically feasible for expensive and relatively stable oils only. Because of its simplicity and low cost, extraction is economically feasible. The problems with respect to the disposal of the extracted material are discussed.

The dependence of the adsorption of fluoride on the pH of the solution has been studied to achieve the optimum pH-value and a better understanding of the adsorption mechanism. It has been found that maximum adsorption of fluoride from aqueous solutions take place at pH-value of 3.5. Second-order equation was used to describe the adsorption rate of fluoride and adsorption rate constant was calculated.

Spent oil industry is flourishing day by day. This industry is fulfilling the 1st need of the **BIODIESEL PLANTS**, the soap industry, chemical industry and poultry feed industry. The spent oil is recovered from used bleaching earth of refineries. The solvent extraction plant recovers 18% to 22% oil from the used bleaching earth.

Some refineries are further refining the solvent extracted spent oil, to make it useable for the poultry industry. They reduce the FFA from 30 to 3 FFA.

At present solvent plant without refining is not viable. The company who wants to enter in the extraction of oil from spent earth must attach refining unit with solvent plant.

Govt may continue rice subsidy for ethanol to reduce stock

As paddy procurement rises every year, much above the 28 million tonnes (mt) official annual requirement for distribution under the National Food Security Act (NFSA), the government is likely to continue to offer rice from the central pool stock for ethanol for the next five year at subsidy rates, potentially reducing stock by 10 mt over and above normal offtake. As the centre has approved about 860 crore litres capacity of grain based ethanol plants, taking the total capacity of grain-based units to about 1100 crore litres by including the existing plants, as much as 22-23 mt of rice will be required if all these plants use rice as feedstock. However, as all these approved proposals may not materialise and some plants may use maize as feed stock, there may be about 10-11 mt of rice seem to be utilised by these plants, which is enough 440-480 crore litres, an official said.

In 2020-21, apart from 35.6 mt offtake of rice under NFSA and other regular schemes, the government could reduce the stock by additional 19.6 mt through distribution under the Pradhan Mantri Garib Kalyan Anna Yojana (PMGKAY). Incidentally, the procurement of rice increased to record 60.19 mt in 2020-21

(October – September), up by over 16 percent from the previous year. Rice stock with FCI was at 53.89 mt (including unmilled paddy in terms of rice) as on January 1, 2022, which was more than seven times the stocking norm of 7.61 mt. Besides, the high stock of rice also after as much as 36 offtake reported under all schemes during April-December 2021. Due to the rising level of procurement as well as increase in MSP every year, the food subsidy claims of FCI has gone up to Rs 217,460 crore (for 2021-22) against Rs 109600 crore in 2016-17.



Kazakhstan to lift restrictions on sunflower oil exports in June

The Ministry of Agriculture of the Republic of Kazakhstan plans to make a number of changes to the order dated December 13, 2021, which restricts the export of sunflower seeds and oil from it. In particular, the quota limit for one applicant will be reduced, and the restriction on the export of butter will be lifted a month earlier. If a new order is adopted, the quota for the export of sunflower oil will be increased from 110,000 to 114,000 tons. At the same time, the quota will be valid until June 1, 2022. Previously, restrictions were planned to be lifted only on July 1. Restrictions on the export of sunflower seeds have been maintained in the amount of 125 thousand tons for a period until July 1. It is planned that the monthly limit per applicant for the export of sunflower seeds will be no more than 1000 tons, for the export of sunflower oil - no more than 80% of the manufacturer's production capacity. In addition, the new Rules specify that the quota is issued for products manufactured in the territory of the Republic of Kazakhstan. As the

Ministry of Agriculture explained, during the period of quotas, six trading companies filed applications for the export of Russian-made sunflower oil in the amount of 9.6 thousand tons. At the same time, in Russia, until August 31, 2022, a prohibitive duty on sunflower seeds is set at 50%, but not less than \$ 320 per ton, on sunflower oil - an export customs duty, monthly recalculated taking into account the dynamics of world prices.





'Titli' Spices

Full of Taste & Aroma



Changing lifestyles and bend towards urbanisation are constantly fuelling demand for processed foods products in India. Nowadays, people are conscious about what they eat and how much they eat especially quality of food products. Needless to say, spices are the most important ingredient in Indian food. Thus 'Manchanda Brothers' was initiated by Mr. Gulshan Manchanda 38 years ago to share and sustain the passion of quality spices. Today it stands out as most trustworthy name in Hing (asafoetida) and spices business across India. They market their wide range of products under the brand names: Titli, Agni, Natraj and Shivalik. Their wide range of products include : Haldi Powder, Dhania Powder, Lal Mirch Powder, Jeera Powder, Kasoori Methi, Chat Masala, Meat Masala, Chicken Masala, Garam Masala, Chana Masala, Kitchen King, Sambhar Masala, Jaljeera Masala, Kashmiri Mirch, Black Pepper Powder, Garam



Gulshan Manchanda
Managing Director

Masala Gold, Fish Masala, Pav Bhaji Masala, Mutton King, Chicken King etc. Titli spices are processed from fresh crops, procured directly from centres famous for their cultivation to get the best quality produce. Spices are selected by experts and processed in their purest form under excellent hygienic conditions in their own integrated plants to yield on authentic taste and colour of Indian cuisine. Natural aroma is preserved by world latest technique of grinding at low temperature. Manchanda Brothers is also committed to health and wellness of people and planet. It ensures natural taste and aroma of the spices, packaged in eco-friendly ways, suitable for modern lifestyle.



Manchanda Overseas

Trusted Name in Pure Hing and Powdered Spices



Rahul Manchanda
Director

Manchanda Overseas, sister concern firm of Manchanda Brothers, is a trusted ISO 9001:2008 certified trader, supplier, importer and exporter of Asafoetida (Hing), Powdered Spices, Packaged Spices, etc. The company's wide range of products include Raw Asafoetida (Hing), Ferula Asafoetida (Hing), Pure Afghani Hing, Pure Tazaki, Uzbeki, Nukra,

Dana, Halwa, Kazaki, Hadda Irani, Hingra, Sheera, Peer Naksir, Jeera Khar etc. The company is headed by Mr. Rahul Manchanda as the Director. The company has sourced from the eminent firms of the domain, their products are guaranteed of being free from impurities, rich in taste and exotic in aroma. The commendable spices they offer find enhancing taste, aroma and looks of various food dishes and

beverages. Moreover, the firm is leading the domain due to its focus on clients and extensively spread shipment network. For safely keeping the offered products after procurement and till the dispatch, the company has built a spacious warehouse. It is always maintained hygienically and free from moisture, rotten and all the things that may become threat to the quality of products. The firm has maintained several racks that aid in keeping the products as per the categories and also have their easy identification at the time of dispatch. Moreover, to handle the store tasks, they have

employed a team of experienced storekeepers. To meet the diverse kitchen requirements of various homes, hotels, food corners and restaurants, they are offering products in several quantity packs. The spices and hing they offer are extensively praised for their rich taste, exotic aroma and longer shelf life.





Throwback at Gulfood 2021

Gulfood
live
in-person



GAUTAM GENERAL TRADING LLC

EMPEROR AKBAR



TROP HAPPY WORLD (MARIO)



PANSARI GROUP



PARAM GROUP OF COMPANIES



SHAZIA



GLOBAL AGRO CORPORATION PVT. LTD.



SHELLZ INDIA



Throwback at Gulfood 2021



JASHAN TRADING LLC



GOLDIEE GROUP



HATHI BRAND



MAHAVIR RICE MILLS



CHAMAN LAL SETIA EXPORTS LTD.



B.L. AGRO INDUSTRIES LIMITED



LAL QILLA RICE



KNAM



SUHANA SPICES



RAJDHANI ATTA



AACHI SPICES



ETG



Supple Tek Industries Pvt. Ltd.

سومان انڈسٹریز ٹریڈنگ کمپنی، ر.ر.

BOMBAY FOODSTUFF TRADING CO. L.L.C.

WE DEALS IN :-

- Whole Spices
- Powder Spices
- Dry Fruits
- Pulses
- Herbs
- Oil Seeds
- Grains

Bombay Foodstuff Trading Co. Ltd.
100, 101, 102, 103, 104, 105, 106, 107, 108, 109, 110, 111, 112, 113, 114, 115, 116, 117, 118, 119, 120, 121, 122, 123, 124, 125, 126, 127, 128, 129, 130, 131, 132, 133, 134, 135, 136, 137, 138, 139, 140, 141, 142, 143, 144, 145, 146, 147, 148, 149, 150, 151, 152, 153, 154, 155, 156, 157, 158, 159, 160, 161, 162, 163, 164, 165, 166, 167, 168, 169, 170, 171, 172, 173, 174, 175, 176, 177, 178, 179, 180, 181, 182, 183, 184, 185, 186, 187, 188, 189, 190, 191, 192, 193, 194, 195, 196, 197, 198, 199, 200, 201, 202, 203, 204, 205, 206, 207, 208, 209, 210, 211, 212, 213, 214, 215, 216, 217, 218, 219, 220, 221, 222, 223, 224, 225, 226, 227, 228, 229, 230, 231, 232, 233, 234, 235, 236, 237, 238, 239, 240, 241, 242, 243, 244, 245, 246, 247, 248, 249, 250, 251, 252, 253, 254, 255, 256, 257, 258, 259, 260, 261, 262, 263, 264, 265, 266, 267, 268, 269, 270, 271, 272, 273, 274, 275, 276, 277, 278, 279, 280, 281, 282, 283, 284, 285, 286, 287, 288, 289, 290, 291, 292, 293, 294, 295, 296, 297, 298, 299, 300, 301, 302, 303, 304, 305, 306, 307, 308, 309, 310, 311, 312, 313, 314, 315, 316, 317, 318, 319, 320, 321, 322, 323, 324, 325, 326, 327, 328, 329, 330, 331, 332, 333, 334, 335, 336, 337, 338, 339, 340, 341, 342, 343, 344, 345, 346, 347, 348, 349, 350, 351, 352, 353, 354, 355, 356, 357, 358, 359, 360, 361, 362, 363, 364, 365, 366, 367, 368, 369, 370, 371, 372, 373, 374, 375, 376, 377, 378, 379, 380, 381, 382, 383, 384, 385, 386, 387, 388, 389, 390, 391, 392, 393, 394, 395, 396, 397, 398, 399, 400, 401, 402, 403, 404, 405, 406, 407, 408, 409, 410, 411, 412, 413, 414, 415, 416, 417, 418, 419, 420, 421, 422, 423, 424, 425, 426, 427, 428, 429, 430, 431, 432, 433, 434, 435, 436, 437, 438, 439, 440, 441, 442, 443, 444, 445, 446, 447, 448, 449, 450, 451, 452, 453, 454, 455, 456, 457, 458, 459, 460, 461, 462, 463, 464, 465, 466, 467, 468, 469, 470, 471, 472, 473, 474, 475, 476, 477, 478, 479, 480, 481, 482, 483, 484, 485, 486, 487, 488, 489, 490, 491, 492, 493, 494, 495, 496, 497, 498, 499, 500, 501, 502, 503, 504, 505, 506, 507, 508, 509, 510, 511, 512, 513, 514, 515, 516, 517, 518, 519, 520, 521, 522, 523, 524, 525, 526, 527, 528, 529, 530, 531, 532, 533, 534, 535, 536, 537, 538, 539, 540, 541, 542, 543, 544, 545, 546, 547, 548, 549, 550, 551, 552, 553, 554, 555, 556, 557, 558, 559, 560, 561, 562, 563, 564, 565, 566, 567, 568, 569, 570, 571, 572, 573, 574, 575, 576, 577, 578, 579, 580, 581, 582, 583, 584, 585, 586, 587, 588, 589, 590, 591, 592, 593, 594, 595, 596, 597, 598, 599, 600, 601, 602, 603, 604, 605, 606, 607, 608, 609, 610, 611, 612, 613, 614, 615, 616, 617, 618, 619, 620, 621, 622, 623, 624, 625, 626, 627, 628, 629, 630, 631, 632, 633, 634, 635, 636, 637, 638, 639, 640, 641, 642, 643, 644, 645, 646, 647, 648, 649, 650, 651, 652, 653, 654, 655, 656, 657, 658, 659, 660, 661, 662, 663, 664, 665, 666, 667, 668, 669, 670, 671, 672, 673, 674, 675, 676, 677, 678, 679, 680, 681, 682, 683, 684, 685, 686, 687, 688, 689, 690, 691, 692, 693, 694, 695, 696, 697, 698, 699, 700, 701, 702, 703, 704, 705, 706, 707, 708, 709, 710, 711, 712, 713, 714, 715, 716, 717, 718, 719, 720, 721, 722, 723, 724, 725, 726, 727, 728, 729, 730, 731, 732, 733, 734, 735, 736, 737, 738, 739, 740, 741, 742, 743, 744, 745, 746, 747, 748, 749, 750, 751, 752, 753, 754, 755, 756, 757, 758, 759, 760, 761, 762, 763, 764, 765, 766, 767, 768, 769, 770, 771, 772, 773, 774, 775, 776, 777, 778, 779, 780, 781, 782, 783, 784, 785, 786, 787, 788, 789, 790, 791, 792, 793, 794, 795, 796, 797, 798, 799, 800, 801, 802, 803, 804, 805, 806, 807, 808, 809, 810, 811, 812, 813, 814, 815, 816, 817, 818, 819, 820, 821, 822, 823, 824, 825, 826, 827, 828, 829, 830, 831, 832, 833, 834, 835, 836, 837, 838, 839, 840, 841, 842, 843, 844, 845, 846, 847, 848, 849, 850, 851, 852, 853, 854, 855, 856, 857, 858, 859, 860, 861, 862, 863, 864, 865, 866, 867, 868, 869, 870, 871, 872, 873, 874, 875, 876, 877, 878, 879, 880, 881, 882, 883, 884, 885, 886, 887, 888, 889, 890, 891, 892, 893, 894, 895, 896, 897, 898, 899, 900, 901, 902, 903, 904, 905, 906, 907, 908, 909, 910, 911, 912, 913, 914, 915, 916, 917, 918, 919, 920, 921, 922, 923, 924, 925, 926, 927, 928, 929, 930, 931, 932, 933, 934, 935, 936, 937, 938, 939, 940, 941, 942, 943, 944, 945, 946, 947, 948, 949, 950, 951, 952, 953, 954, 955, 956, 957, 958, 959, 960, 961, 962, 963, 964, 965, 966, 967, 968, 969, 970, 971, 972, 973, 974, 975, 976, 977, 978, 979, 980, 981, 982, 983, 984, 985, 986, 987, 988, 989, 990, 991, 992, 993, 994, 995, 996, 997, 998, 999, 1000.

EXPORT OF BASMATI RICE DURING DECEMBER 2021 VERSUS DECEMBER, 2020 AND APRIL, TO DECEMBER, 2021 VERSUS APRIL TO DECEMBER, 2020

Country	December, 2020			Country	December, 2021		
	Qty-MTs	Val-RsCr	Val-\$ mn		Qty-MTs	Val-RsCr	Val-\$ mn
AFGHANISTAN	621	3.72	0.51	AFGHANISTAN	0	0	0
ALGERIA	1717	9.40	1.28	ALGERIA	1356	10.15	1.35
ANGOLA	153	1.29	0.18	ANGOLA	144	1.31	0.17
ARGENTINA	3	0.04	0.01	ARGENTINA	10	0.18	0.02
ARMENIA	20	0.14	0.02	ARMENIA	93	0.79	0.10
AUSTRALIA	3095	23.99	3.26	AUSTRALIA	4157	34.88	4.63
AUSTRIA	138	1.08	0.15	AUSTRIA	13	0.22	0.03
AZERBAIJAN	1070	5.39	0.73	AZERBAIJAN	568	3.52	0.47
BAHRAIN IS	4354	26.17	3.56	BAHRAIN IS	4689	35.34	4.69
BANGLADESH PR	341	2.35	0.32	BANGLADESH PR	676	5.46	0.72
BELARUS	22	0.13	0.02	BELARUS	22	0.19	0.03
BELGIUM	501	5.02	0.68	BELGIUM	210	1.67	0.22
BENIN	127	0.54	0.07	BENIN	182	0.80	0.11
BHUTAN	592	2.61	0.35	BHUTAN	944	4.29	0.57
BOSNIA-HRZGOVIN	0	0	0.00	BOSNIA-HRZGOVIN	0	0.00	0.00
BOTSWANA	21	0.14	0.02	BOTSWANA	60	0.42	0.06
BRAZIL	0	0.00	0.00	BRAZIL	4	0.01	0.00
BRUNEI	93	0.75	0.10	BRUNEI	0	0.00	0.00
BULGARIA	0	0.00	0.00	BULGARIA	0	0.00	0.00
BURKINA FASO	0	0.00	0.00	BURKINA FASO	0	0.00	0.00
C AFRI REP	74	0.47	0.06	C AFRI REP	0	0.00	0.00
CAMBODIA	0	0.00	0.00	CAMBODIA	0	0.00	0.00
CANADA	6412	50.12	6.81	CANADA	7232	57.42	7.62
CHINA P RP	0	0.00	0.00	CHINA P RP	0	0.00	0.00
CHILE	17	0.14	0.02	CHILE	25	0.21	0.03
CAMEROON	0	0.00	0.00	CAMEROON	69	0.49	0.06
CAPE VERDE IS	0	0.00	0.00	CAPE VERDE IS	15	0.09	0.01
CAYMAN IS	0	0.00	0.00	CAYMAN IS	21	0.17	0.02
COLOMBIA	0	0.00	0.00	COLOMBIA	0	0.00	0.00
COMOROS	328	2.28	0.31	COMOROS	84	0.72	0.10
CONGO D. REP.	2	0.02	0.00	CONGO D. REP.	0	0.00	0.00
CONGO P REP	21	0.16	0.02	CONGO P REP	0	0.00	0.00
COSTA RICA	0	0.00	0.00	COSTA RICA	0	0.00	0.00
COTE D'IVOIRE	20	0.16	0.02	COTE D'IVOIRE	21	0.16	0.02
CROATIA	0	0.00	0.00	CROATIA	0	0.00	0.00
CYPRUS	71	0.51	0.07	CYPRUS	68	0.57	0.08
CZECH REPUBLIC	0	0.00	0.00	CZECH REPUBLIC	0	0.00	0.00
DENMARK	42	0.35	0.05	DENMARK	23	0.21	0.03
DJIBOUTI	184	1.05	0.14	DJIBOUTI	636	3.46	0.46
ECUADOR	0	0.00	0.00	ECUADOR	0	0.00	0.00
DOMINICA	0	0.00	0.00	DOMINICA	0	0.00	0.00
EGYPT A RP	3441	20.50	2.79	EGYPT A RP	3320	23.96	3.18
ESTONIA	2	0.02	0.00	ESTONIA	23	0.19	0.03
ETHIOPIA	1579	7.51	1.02	ETHIOPIA	474	2.30	0.30
EQUATL GUINEA	0	0.00	0.00	EQUATL GUINEA	0	0.00	0.00
FIJI IS	33	0.28	0.04	FIJI IS	40	0.31	0.04
FINLAND	19	0.18	0.02	FINLAND	88	0.74	0.10
FRANCE	1064	7.13	0.97	FRANCE	420	3.40	0.45
GABON	0	0.00	0.00	GABON	44	0.30	0.04
GAMBIA	0	0.00	0.00	GAMBIA	0	0.00	0.00
GEORGIA	1605	8.63	1.17	GEORGIA	164	1.22	0.16
GERMANY	1156	9.29	1.26	GERMANY	829	6.55	0.87
GHANA	99	0.72	0.10	GHANA	0	0.00	0.00
GREECE	212	1.19	0.16	GREECE	73	0.46	0.06
GUINEA	8	0.04	0.01	GUINEA	14	0.10	0.01
GUINEA BISSAU	0	0.00	0.00	GUINEA BISSAU	0	0.00	0.00
GUADELOUPE	0	0.00	0.00	GUADELOUPE	0	0.00	0.00
GUATEMALA	0	0.00	0.00	GUATEMALA	0	0.00	0.00
GUYANA	0	0.00	0.00	GUYANA	0	0.00	0.00
HAITI	0	0.00	0.00	HAITI	0	0.00	0.00
HONG KONG	106	1.10	0.15	HONG KONG	162	1.53	0.20
HUNGARY	0	0.00	0.00	HUNGARY	0	0.00	0.00
INDONESIA	84	0.47	0.06	INDONESIA	375	2.71	0.36
IRAN	53997	274.43	37.29	IRAN	124697	812.06	107.74
IRAQ	58952	309.68	42.08	IRAQ	34553	223.80	29.69
IRELAND	0	0.00	0.00	IRELAND	269	2.31	0.31
ISRAEL	5386	33.44	4.54	ISRAEL	5121	36.78	4.88
ITALY	637	4.42	0.60	ITALY	735	5.53	0.73
JAMAICA	0	0.00	0.00	JAMAICA	0	0.00	0.00
JAPAN	0	0.00	0.00	JAPAN	80	0.73	0.10
JORDAN	4243	26.87	3.65	JORDAN	4946	35.53	4.71
KAZAKHSTAN	0	0.00	0.00	KAZAKHSTAN	44	0.33	0.04
KENYA	563	2.95	0.40	KENYA	466	3.05	0.40
KOREA RP	32	0.29	0.04	KOREA RP	29	0.24	0.03
KUWAIT	7670	51.76	7.03	KUWAIT	15774	105.63	14.01
KYRGHYZSTAN	0	0.00	0.00	KYRGHYZSTAN	2	0.01	0.00
LATVIA	21	0.21	0.03	LATVIA	0	0.00	0.00
LEBANON	645	4.17	0.57	LEBANON	823	5.76	0.76

OVERALL COMMENTS

1. In December 2021 there is marginal recover over December, 2020 of 3.67% in quantity terms.

2. But in the overall period April-December, 2021 the negative growth continues at 18.79% (though as compared to 21% drop till November, there is some recovery).

Source : AIREA data.

EXPORT OF BASMATI RICE DURING DECEMBER 2021 VERSUS DECEMBER, 2020 AND APRIL, TO DECEMBER, 2021 VERSUS APRIL TO DECEMBER, 2020

LIBERIA	2	0.01	0.00	LIBERIA	1	0.01	0.00
LIBYA	0	0.00	0.00	LIBYA	342	2.84	0.38
LITHUANIA	0	0.00	0.00	LITHUANIA	0	0.00	0.00
LUXEMBOURG	0	0.00	0.00	LUXEMBOURG	0	0.00	0.00
MALAWI	0	0.00	0.00	MALAWI	2	0.01	0.00
MADAGASCAR	0	0.00	0.00	MADAGASCAR	0	0.00	0.00
MALAYSIA	3107	19.72	2.68	MALAYSIA	6705	46.41	6.16
MALDIVES	153	1.16	0.16	MALDIVES	412	3.25	0.43
MALI	190	1.18	0.16	MALI	100	0.64	0.09
MALTA	22	0.19	0.03	MALTA	23	0.17	0.02
MAURITANIA	421	2.91	0.39	MAURITANIA	59	0.38	0.05
MAURITIUS	1654	11.23	1.53	MAURITIUS	1862	15.02	1.99
MONGOLIA	0	0.00	0.00	MONGOLIA	20	0.16	0.02
MOROCCO	164	1.00	0.14	MOROCCO	125	0.88	0.12
MOZAMBIQUE	97	0.62	0.08	MOZAMBIQUE	105	0.97	0.13
MYANMAR	20	0.13	0.02	MYANMAR	20	0.16	0.02
MAYOTTE	0	0.00	0.00	MAYOTTE	0	0.00	0.00
MEXICO	0	0.00	0.00	MEXICO	0	0.00	0.00
MOLDOVA	0	0.00	0.00	MOLDOVA	0	0.00	0.00
MONTENEGRO	0	0.00	0.00	MONTENEGRO	0	0.00	0.00
NAMIBIA	0	0.00	0.00	NAMIBIA	0	0.00	0.00
NEPAL	1200	6.69	0.91	NEPAL	2350	14.38	1.91
NETHERLAND	6649	39.32	5.34	NETHERLAND	2065	15.23	2.02
NETHERLANDANTIL	104	0.88	0.12	NETHERLANDANTIL	19	0.16	0.02
NEW ZEALAND	449	2.89	0.39	NEW ZEALAND	354	2.87	0.38
NIGERIA	0	0.00	0.00	NIGERIA	0	0.00	0.00
NIGERIA	417	3.93	0.53	NIGERIA	459	4.34	0.58
NORWAY	164	2.00	0.27	NORWAY	94	1.35	0.18
OMAN	8921	54.63	7.42	OMAN	7546	55.47	7.36
PAPUA N GNA	1	0.01	0.00	PAPUA N GNA	0	0.00	0.00
PANAMA REPUBLIC	0	0.00	0.00	PANAMA REPUBLIC	2	0.01	0.00
PERU	0	0.00	0.00	PERU	0	0.00	0.00
PHILIPPINES	67	0.56	0.08	PHILIPPINES	23	0.18	0.02
POLAND	1714	9.95	1.35	POLAND	26	0.25	0.03
PORTUGAL	572	3.36	0.46	PORTUGAL	0	0.00	0.00
QATAR	5766	42.19	5.73	QATAR	4041	28.57	3.79
REUNION	468	3.72	0.51	REUNION	387	3.11	0.41
ROMANIA	27	0.16	0.02	ROMANIA	23	0.10	0.01
RUSSIA	925	5.31	0.72	RUSSIA	292	2.00	0.27
RWANDA	0	0.00	0.00	RWANDA	0	0.00	0.00
SAUDI ARAB	64101	433.10	58.85	SAUDI ARAB	49228	350.80	46.54
SENEGAL	41	0.30	0.04	SENEGAL	64	0.40	0.05
SEYCHELLES	407	2.28	0.31	SEYCHELLES	133	1.16	0.15
SIERRA LEONE	9	0.08	0.01	SIERRA LEONE	22	0.18	0.02
SINGAPORE	1065	7.55	1.03	SINGAPORE	1344	12.68	1.68
SLOVENIA	0	0.00	0.00	SLOVENIA	0	0.00	0.00
SOMALIA	545	2.99	0.41	SOMALIA	834	5.62	0.74
SOUTH AFRICA	952	6.38	0.87	SOUTH AFRICA	825	6.68	0.89
SOUTH SUDAN	49	0.23	0.03	SOUTH SUDAN	0	0.00	0.00
SPAIN	499	4.01	0.55	SPAIN	176	1.36	0.18
SRI LANKA DSR	286	1.83	0.25	SRI LANKA DSR	266	1.62	0.21
SUDAN	517	1.68	0.23	SUDAN	192	1.42	0.19
SURINAME	0	0.00	0.00	SURINAME	0	0.00	0.00
SWEDEN	262	2.05	0.28	SWEDEN	563	4.24	0.56
SWITZERLAND	66	0.43	0.06	SWITZERLAND	20	0.16	0.02
SYRIA	468	2.33	0.32	SYRIA	1000	8.05	1.07
TAIWAN	2	0.02	0.00	TAIWAN	0	0.00	0.00
TAJIKISTAN	0	0.00	0.00	TAJIKISTAN	0	0.00	0.00
TANZANIA REP	115	0.70	0.10	TANZANIA REP	578	3.92	0.52
THAILAND	63	0.47	0.06	THAILAND	102	0.90	0.12
TOGO	72	0.41	0.06	TOGO	46	0.37	0.05
TRINIDAD	0	0.00	0.00	TRINIDAD	27	0.22	0.03
TUNISIA	0	0.00	0.00	TUNISIA	0	0.00	0.00
TURKEY	2525	12.77	1.74	TURKEY	751	5.19	0.69
TURKMENISTAN	0	0.00	0.00	TURKMENISTAN	0	0.00	0.00
U ARAB EMTS	15115	97.86	13.30	U ARAB EMTS	12055	86.54	11.48
U K	10326	64.07	8.71	U K	8945	62.10	8.24
U S A	10298	76.80	10.44	U S A	14159	124.99	16.58
UGANDA	96	0.56	0.08	UGANDA	48	0.36	0.05
UKRAINE	278	1.81	0.25	UKRAINE	612	4.80	0.64
URUGUAY	6	0.06	0.01	URUGUAY	0	0.00	0.00
UZBEKISTAN	0	0.00	0.00	UZBEKISTAN	0	0.00	0.00
VENEZEULA	0	0.00	0.00	VENEZEULA	0	0.00	0.00
VIETNAM SOC REP	8	0.08	0.01	VIETNAM SOC REP	8	0.08	0.01
YEMEN REPUBLIC	30075	172.84	23.49	YEMEN REPUBLIC	9003	61.31	8.13
ZAMBIA	1	0.01	0.00	ZAMBIA	1	0.02	0.00
ZIMBABWE	0	0.00	0.00	ZIMBABWE	0	0.00	0.00
UNSPECIFIED	0	0.00	0.00	UNSPECIFIED	0	0.00	0.00
Grand Total	333114	2010.77	273.23	Grand Total	343346	2382.36	316.08

OVERALL COMMENTS: 1. In December 2021 there is marginal recover over December, 2020 of 3.07% in quantity terms. 2. But in the overall period April-December, 2021 the negative growth continues at 18.79% (though as compared to 21% drop till November, there is some recovery). Source : AIREA CONFIDENTIAL

EXPORT OF BASMATI RICE DURING DECEMBER 2021 VERSUS DECEMBER, 2020 AND APRIL, TO DECEMBER, 2021 VERSUS APRIL TO DECEMBER, 2020

Country	Apr-Dec 2020				Apr-Dec 2021		
	Qty-MTs	Val-RsCr	Val-\$ mn		Qty-MTs	Val-RsCr	Val-\$ mn
AFGHANISTAN	13680	80.81	10.89	AFGHANISTAN	636	2.25	0.30
ALGERIA	9309	57.67	7.77	ALGERIA	15270	89.85	12.10
ANGOLA	1913	14.69	1.97	ANGOLA	2020	15.80	2.13
ARGENTINA	79	0.66	0.09	ARGENTINA	83	0.70	0.09
ARMENIA	133	0.94	0.13	ARMENIA	331	2.49	0.33
AUSTRALIA	48980	410.51	54.86	AUSTRALIA	31575	261.58	35.23
AUSTRIA	521	5.02	0.67	AUSTRIA	333	4.20	0.57
AZERBAIJAN	13769	78.62	10.49	AZERBAIJAN	4897	29.51	3.98
BAHRAIN IS	31232	203.93	27.22	BAHRAIN IS	23878	161.48	21.70
BANGLADESH PR	1878	14.83	1.99	BANGLADESH PR	3588	28.20	3.79
BELARUS	136	0.75	0.10	BELARUS	115	0.67	0.09
BELGIUM	7401	55.00	7.35	BELGIUM	6205	47.20	6.36
BENIN	1073	5.41	0.73	BENIN	3235	11.92	1.61
BHUTAN	4989	22.00	2.94	BHUTAN	7266	34.06	4.59
BOSNIA-HRZGOVIN	41	0.29	0.04	BOSNIA-HRZGOVIN	42	0.34	0.05
BOTSWANA	179	1.31	0.17	BOTSWANA	241	2.07	0.28
BRAZIL	1	0.00	0.00	BRAZIL	36	0.22	0.03
BRUNEI	519	4.04	0.54	BRUNEI	441	3.48	0.47
BULGARIA	22	0.12	0.02	BULGARIA	21	0.13	0.02
BURKINA FASO	350	2.05	0.27	BURKINA FASO	152	0.77	0.10
C AFRI REP	791	4.57	0.61	C AFRI REP	198	1.16	0.16
CAMBODIA	30	0.27	0.04	CAMBODIA	32	0.26	0.04
CANADA	54754	429.18	57.36	CANADA	37589	293.40	39.46
CHINA P RP	296	1.99	0.27	CHINA P RP	878	5.71	0.77
CHILE	205	1.51	0.20	CHILE	257	1.98	0.27
CAMEROON	128	0.91	0.12	CAMEROON	613	4.31	0.58
CAPE VERDE IS	0	0.00	0.00	CAPE VERDE IS	80	0.46	0.06
CAYMAN IS	40	0.34	0.04	CAYMAN IS	42	0.34	0.05
COLOMBIA	49	0.32	0.04	COLOMBIA	48	0.42	0.06
COMOROS	1510	10.72	1.44	COMOROS	2969	23.23	3.14
CONGO D. REP.	187	1.21	0.16	CONGO D. REP.	251	1.67	0.23
CONGO P REP	173	1.22	0.16	CONGO P REP	135	1.07	0.14
COSTA RICA	20	0.18	0.02	COSTA RICA	21	0.18	0.02
COTE D'IVOIRE	478	3.57	0.48	COTE D'IVOIRE	2922	16.70	2.25
CROATIA	185	1.32	0.17	CROATIA	45	0.30	0.04
CYPRUS	854	6.48	0.87	CYPRUS	858	6.52	0.88
CZECH REPUBLIC	175	1.32	0.18	CZECH REPUBLIC	68	0.48	0.07
DENMARK	696	5.62	0.75	DENMARK	540	4.12	0.55
DJIBOUTI	3893	23.29	3.10	DJIBOUTI	7699	41.79	5.63
ECUADOR	0	0.00	0.00	ECUADOR	11	0.08	0.01
DOMINICA	0	0.00	0.00	DOMINICA	0	0.00	0.00
EGYPT A RP	19649	122.36	16.42	EGYPT A RP	33252	211.06	28.43
ESTONIA	45	0.34	0.05	ESTONIA	126	0.97	0.13
ETHIOPIA	9540	51.46	6.89	ETHIOPIA	3277	16.06	2.16
EQUATL GUINEA	119	0.82	0.11	EQUATL GUINEA	56	0.45	0.06
FIJI IS	401	3.21	0.43	FIJI IS	435	3.48	0.47
FINLAND	255	2.43	0.32	FINLAND	469	4.02	0.54
FRANCE	6855	48.06	6.43	FRANCE	1358	12.25	1.65
GABON	59	0.43	0.06	GABON	90	0.62	0.08
GAMBIA	302	1.11	0.15	GAMBIA	633	1.93	0.26
GEORGIA	7973	44.64	5.95	GEORGIA	2565	14.61	1.97
GERMANY	11211	91.54	12.26	GERMANY	8037	68.91	9.28
GHANA	798	5.22	0.70	GHANA	945	5.85	0.79
GREECE	1144	7.11	0.95	GREECE	1413	8.15	1.10
GUINEA	104	0.66	0.09	GUINEA	166	1.07	0.14
GUINEA BISSAU	0	0.00	0.00	GUINEA BISSAU	0	0.00	0.00
GUADELOUPE	20	0.25	0.03	GUADELOUPE	19	0.23	0.03
GUATEMALA	1	0.01	0.00	GUATEMALA	29	0.10	0.01
GUYANA	3	0.03	0.00	GUYANA	23	0.22	0.03
HAITI	0	0.00	0.00	HAITI	155	0.84	0.11
HONG KONG	754	6.65	0.89	HONG KONG	753	6.54	0.88
HUNGARY	34	0.26	0.03	HUNGARY	8	0.06	0.01
INDONESIA	1649	10.98	1.48	INDONESIA	5499	37.81	5.09
IRAN	552128	3339.42	447.08	IRAN	639128	3698.33	497.21
IRAQ	449687	2623.65	350.74	IRAQ	356948	2066.73	278.59
IRELAND	801	5.96	0.80	IRELAND	726	5.69	0.76
ISRAEL	39407	273.18	36.60	ISRAEL	34872	250.40	33.67
ITALY	15612	106.38	14.20	ITALY	9828	81.17	10.94
JAMAICA	352	3.89	0.52	JAMAICA	418	4.31	0.58
JAPAN	177	2.02	0.27	JAPAN	1101	9.53	1.29
JORDAN	60847	395.87	52.86	JORDAN	40340	253.95	34.17
KAZAKHSTAN	128	0.82	0.11	KAZAKHSTAN	84	0.57	0.08
KENYA	7138	41.24	5.49	KENYA	7743	46.80	6.31
KOREA RP	364	3.01	0.40	KOREA RP	552	4.52	0.61
KUWAIT	128869	910.47	121.74	KUWAIT	111515	707.83	95.25
KYRGYZSTAN	266	1.61	0.22	KYRGYZSTAN	50	0.29	0.04
LATVIA	41	0.39	0.05	LATVIA	28	0.16	0.02
LEBANON	5905	41.08	5.49	LEBANON	6845	42.94	5.78

OVERALL COMMENTS

1. In December 2021 there is marginal recover over December, 2020 of 3.07% in quantity terms

2. But in the overall period April-December, 2021 the negative growth continues at 18.79% (though as compared to 21% drop till November, there is some recovery)

Source : AIREA data

EXPORT OF BASMATI RICE DURING DECEMBER 2021 VERSUS DECEMBER, 2020 AND APRIL, TO DECEMBER, 2021 VERSUS APRIL TO DECEMBER, 2020

LIBERIA	55	0.40	0.05	LIBERIA	167	1.01	0.14
LIBYA	201	1.58	0.21	LIBYA	3161	21.20	2.84
LITHUANIA	48	0.32	0.04	LITHUANIA	23	0.18	0.02
LUXEMBOURG	20	0.22	0.03	LUXEMBOURG	19	0.20	0.03
MALAWI	9	0.07	0.01	MALAWI	15	0.13	0.02
MADAGASCAR	258	1.69	0.22	MADAGASCAR	130	0.91	0.12
MALAYSIA	32427	208.10	27.85	MALAYSIA	37569	241.68	32.54
MALDIVES	1069	8.05	1.08	MALDIVES	2250	17.18	2.31
MALI	955	5.60	0.75	MALI	395	2.36	0.32
MALTA	280	2.35	0.31	MALTA	267	2.11	0.28
MAURITANIA	4326	28.98	3.89	MAURITANIA	4232	27.59	3.73
MAURITIUS	27312	200.68	26.77	MAURITIUS	19357	143.28	19.27
MONGOLIA	0	0.00	0.00	MONGOLIA	20	0.16	0.02
MOROCCO	1458	10.39	1.39	MOROCCO	1246	8.76	1.18
MOZAMBIQUE	769	5.63	0.75	MOZAMBIQUE	1036	6.98	0.94
MYANMAR	108	0.80	0.11	MYANMAR	208	1.41	0.19
MAYOTTE	0	0.00	0.00	MAYOTTE	65	0.50	0.07
MEXICO	309	2.18	0.29	MEXICO	262	1.85	0.25
MOLDOVA	7	0.04	0.01	MOLDOVA	20	0.16	0.02
MONTENEGRO	50	0.25	0.03	MONTENEGRO	0	0.00	0.00
NAMIBIA	5	0.03	0.00	NAMIBIA	20	0.45	0.06
NEPAL	4032	22.23	3.00	NEPAL	12489	72.01	9.67
NETHERLAND	61051	374.55	50.02	NETHERLAND	21953	176.71	23.80
NETHERLANDANTIL	352	2.91	0.39	NETHERLANDANTIL	293	2.38	0.32
NEW ZEALAND	6184	43.53	5.81	NEW ZEALAND	7328	54.81	7.40
NIGER	66	0.39	0.05	NIGERIA	0	0.00	0.00
NIGERIA	3137	27.80	3.73	NIGERIA	3748	31.25	4.21
NORWAY	1059	10.79	1.45	NORWAY	810	8.19	1.10
OMAN	75577	502.83	67.29	OMAN	58686	400.94	53.91
PAPUA N GNA	1	0.01	0.00	PAPUA N GNA	1	0.01	0.00
PANAMA REPUBLIC	40	0.35	0.05	PANAMA REPUBLIC	3	0.02	0.00
PERU	0	0.00	0.00	PERU	20	0.18	0.02
PHILIPPINES	328	2.80	0.38	PHILIPPINES	438	3.93	0.53
POLAND	5306	31.87	4.29	POLAND	153	1.32	0.18
PORTUGAL	3248	19.95	2.66	PORTUGAL	1275	7.64	1.03
QATAR	95430	609.64	81.63	QATAR	55175	353.06	47.59
REUNION	7593	56.41	7.51	REUNION	8281	60.32	8.14
ROMANIA	180	1.25	0.17	ROMANIA	162	0.95	0.13
RUSSIA	7236	45.76	6.15	RUSSIA	5276	32.46	4.38
RWANDA	128	0.66	0.09	RWANDA	12	0.09	0.01
SAUDI ARAB	707728	4822.03	645.03	SAUDI ARAB	432283	3011.67	405.84
SENEGAL	374	2.75	0.37	SENEGAL	508	3.47	0.47
SEYCHELLES	4787	27.70	3.71	SEYCHELLES	4049	24.99	3.37
SIERRA LEONE	9	0.08	0.01	SIERRA LEONE	24	0.19	0.03
SINGAPORE	9542	78.77	10.52	SINGAPORE	10243	85.34	11.49
SLOVENIA	223	3.41	0.46	SLOVENIA	300	4.46	0.60
SOMALIA	7197	42.02	5.62	SOMALIA	7607	45.16	6.08
SOUTH AFRICA	12989	93.50	12.53	SOUTH AFRICA	11509	87.67	11.81
SOUTH SUDAN	310	1.85	0.24	SOUTH SUDAN	196	1.10	0.15
SPAIN	4075	30.42	4.05	SPAIN	3371	24.00	3.24
SRI LANKA DSR	1644	11.36	1.54	SRI LANKA DSR	4190	23.78	3.20
SUDAN	2567	13.75	1.85	SUDAN	1990	12.82	1.73
SURINAME	0	0.00	0.00	SURINAME	1	0.01	0.00
SWEDEN	3332	25.37	3.39	SWEDEN	2724	19.83	2.66
SWITZERLAND	1932	15.81	2.11	SWITZERLAND	1130	11.52	1.55
SYRIA	13236	79.46	10.58	SYRIA	7615	43.22	5.81
TAIWAN	20	0.16	0.02	TAIWAN	62	0.59	0.08
TAJIKISTAN	0	0.00	0.00	TAJIKISTAN	68	0.42	0.06
TANZANIA REP	3162	19.39	2.58	TANZANIA REP	5954	36.12	4.87
THAILAND	416	3.24	0.44	THAILAND	462	3.49	0.47
TOGO	427	2.57	0.35	TOGO	643	3.83	0.52
TRINIDAD	281	2.21	0.30	TRINIDAD	264	2.32	0.31
TUNISIA	265	1.59	0.21	TUNISIA	119	0.59	0.08
TURKEY	28863	161.33	21.62	TURKEY	12037	71.97	9.70
TURKMENISTAN	144	0.92	0.12	TURKMENISTAN	47	0.27	0.04
U ARAB EMTS	179475	1194.43	158.81	U ARAB EMTS	196382	1186.10	159.96
U K	132264	800.82	107.03	U K	101175	671.71	90.39
U S A	147191	1185.29	158.43	U S A	116686	985.50	132.67
UGANDA	126	0.75	0.10	UGANDA	171	1.09	0.15
UKRAINE	3826	25.87	3.46	UKRAINE	2573	18.55	2.49
URUGUAY	6	0.06	0.01	URUGUAY	2	0.02	0.00
UZBEKISTAN	6	0.03	0.00	UZBEKISTAN	1	0.01	0.00
VENEZUELA	38	0.35	0.05	VENEZUELA	0	0.00	0.00
VIETNAM SOC REP	42	0.44	0.06	VIETNAM SOC REP	374	1.63	0.22
YEMEN REPUBLIC	249902	1557.39	208.28	YEMEN REPUBLIC	148931	950.48	128.12
ZAMBIA	87	0.57	0.08	ZAMBIA	38	0.34	0.05
ZIMBABWE	75	0.55	0.07	ZIMBABWE	0	0.00	0.00
UNSPECIFIED	372	2.20	0.29	UNSPECIFIED	170	1.10	0.15
Grand Total	3380854	22038.78	2946.88	Grand Total	2745571	17689.34	2381.85

OVERALL COMMENTS

1. In December 2021 there is marginal recovery over December, 2020 of 3.07% in quantity terms.

2. But in the overall period April-December, 2021 the negative growth continues at 18.79% (though as compared to 27% drop till November, there is some recovery).

Source : AIREA



China lifts restrictions on Russian wheat, barley imports

China will allow imports of wheat and barley from all regions of Russia, the Russian state agricultural watchdog said, a new grain export success for Russia that could lead to greater competition for other suppliers like France. The move, announced as part of agreements signed during President Vladimir Putin's visit to Beijing, means China will no longer restrict trade in the cereals to certain parts of Russia, raising the prospect of Russia being able to send large vessels through the key Black Sea export route. Russia is the world's biggest wheat-exporting country while China has emerged as a major wheat importer, bringing in record volumes last year. China has become a key outlet for French wheat in the past two years and its importance has grown this year as the European Union's top wheat supplier has lost market share in Algeria. Russia has gained a foothold in the Algerian and Saudi markets after those countries changed their import tender terms. China had previously restricted imports of Russian grain due to phytosanitary concerns. Next year, the two countries plan to reach a deal that will allow Russia to export peas to China, the Russian agricultural watchdog added in a statement.

USDA pegs Illinois No. 1 for soybeans, No. 2 for corn output

USDA's National Agricultural Statistics Service final crop production estimates for 2021 confirm a bin-buster harvest. But, strong demand estimates coupled with production issues elsewhere in the world could keep the pressure on prices. Nationwide, soybean production totaled a record 4.44 billion bushels (up 5% from 2020) with an average yield of 51.4 bushels per acre (up 0.4 of a bushel). Corn production was estimated at 15.11 billion bushels (up 7% from 2020 and the second-largest on record) with a record yield of 177 bushels per acre. In Illinois, soybean production totaled 672 million bushels with an average yield of 64 bushels per acre (up 4 from 2020). Both are tops in the nation and the yield is a new state record, surpassing the previous mark of 63.5 bushels recorded in 2018. Corn production in Illinois finished at 2.19 billion bushels (second-highest in the nation behind Iowa) with an average yield of 202 bushels per acre (up 21 bushels from the previous year and second-highest in the Corn Belt). It's the second-highest corn yield average in history in Illinois, behind the current record of 210 bushels in 2018.

USDA estimated 2021 sorghum production at 448 million bushels, up 20% from last year due to a 24% rise in acres. The average sorghum yield (69 bushels) was down 4.2% from the previous year. USDA's quarterly stocks report pegged crops stored in all positions as of Dec. 1 totaled 11.6 billion bushels of corn (up 3% from the previous year), 3.15 billion bushels of beans (up 7%) and 1.39 billion bushels of wheat (down 18%). USDA raised ending stocks by 47 million bushels for corn (to 1.54 billion bushels), 10 million bushels of soybeans (350 million) and 30 million bushels for wheat (628 million) in its world ag supply and demand estimates report. As for wheat, Illinois harvested 610,000 acres last year with a record statewide yield of 79 bushels per acre. USDA estimates farmers planted 34.4 million acres of winter wheat last fall, up 750,000 from the previous year.



eminence

EQUIPMENTS

FUTURISTIC TECHNOLOGY

World Renowned Manufacturing Specialist

Eminence Equipments Pvt. Ltd.

A global icon in manufacturing equipments and machinery

Manufacturing equipments that give the most efficient performance

Eminence Equipments Pvt. Ltd. is renowned 'Rice Mill / Flour Mill / Feed Mill / Seed Plant Machinery Manufacturer' having manufacturing unit at Pune, Maharashtra. Their factory is built on an area of 80,000 Sq. Feet and they are working in the industry for more than 26 years. The ISO 9001:2008 Certified company has state of art & world class manufacturing facility with on-time project delivery as priority. They have CNC LASER cutting machine TRUMPF make Model TL 3030 having power of 4KW & TRUMPF make Model TL 2530 machine. The maximum sheet thickness cut on the machines is 16mm M.S & 12mm SS. They have installed CNC Hydraulic Press Brakes (Model: EHP 110.31/25 cap: 110 Ton) & (Model: EHP 260.31/25 cap: 260 Ton) of Hindustan Hydraulics. They also have a set up of Paint Booth, Powder coating booths & Oil fired Ovens along with conveyerised system for painting of our products. The pre-treatment and phosphating with seven tank process is performed before painting (Powder coating) operation. Their immense hard work and innovation towards providing value to clients have made them the proud winners of Quality Bards and EEPC (Engineering Export Promotion Council) awards.

Eminence Product Range Includes:

1. Drag Bush Enmass Grain Feeders (Enmass Chain Conveyers) Capacity: 5 TPH to 250 TPH
2. Centrifugal discharge high speed Grain Dischargers (Bucket Elevators) 2 type Slow speed Grain Dischargers (Z Type Bucket Elevators) 2 type Slow speed Grain Dischargers (Z Type Bucket Elevators) Capacity: 2 TPH to 250 TPH
3. Portable Truck Loaders and Stackers for Bag Handling Ranging from 12 Mtrs long upto discharge height of 6 Mtrs. Capacity: 2 TPH to 60 TPH
4. Grain Movers (Belt Conveyers) as per IS Specification on Turnkey basis for conveying all types of solids. Range: 300 mm to 1900 mm belt width.



5. Grain Feeders (Screw Conveyers) Capacity: 0.5 TPH to 80 TPH. / Length: Upto 18 Mtr.
7. Slide Gates (Manual / Electric and Pneumatic type). Size: 120mm x 120mm to 400mm x 400mm
8. Two Way Diverters (Multiple Head Turn Heads) Manual/Electric and Pneumatic.

Eminence has strong technological foundation and years of practical experience and offers proven, reliable and economical conveying 'Customized' solutions to suit one's requirement. They are in this field since last 26 years and their remarkable products performance is proven by repeated orders from their valuable customers. Eminence Grain Dischargers can handle variety of free flowing material like Rice, Wheat, Dal, Corn, Malt, Soya, Sugar, Coffee, Grains, Sawdust. Their Chain type Grain Dischargers can handle various materials like Cement, Steel shots, Carbon Black, Ice Flakes etc. Eminence has supplied its products to Flour Mills / Rice Mills / Dal Mills / Seeds and Pulses Plants / Solvent extraction plants / Feed Mills on turnkey basis as per requirements. For Bag handling from factory to godown and then truck loading, the company offers complete system consisting of Portable Belt Conveyor,

Portable Bag Stackers and Truck Loaders.

The company has supplied their equipments for Malt & Barley handling at The Malt Company India Ltd., Gurgaon, Haryana, India. The Malt Company Ltd. is designed and supplied by SCHMIDT AG., Germany. They have also supplied the total material handling equipment required in the Rice Mills to some esteemed clients like M/s. L. T. Overseas Ltd., (Mfg. of 'DAAWAT' Basmati Rice), M/s. Satnam Overseas (Mfg. of 'KOHINOOR' Basmati Rice), M/s. Khushi Ram Bihari Lal Ltd. etc. In the Flour Milling Industry, they have supplied the total system to clients like M/s. Sunil Agro Ltd., Bangalore, M/s. Ankit India Ltd. Calcutta, M/s. Narasu's Roller Flour Mill, Salem, Tamil Nadu, M/s. Dewas Roller Flour Mill, Dewas etc. In the Soya Processing Industry, they have supplied the entire material handling system to M/s. Geepee Ceval Protiens & Investment Pvt. Ltd., Bundi, Rajasthan & M/s. Siddharth Soya, Akola & Adani Wilmar Ltd. at various locations. They have also supplied the Belt Conveyers to M/s. Thermax Ltd. and M/s. Cadbury Ltd.

Their client list has various companies in food processing industry like M/s. Buhler India (P) Ltd., Bangalore, M/s. Satake Corporation New Delhi, M/s. Desmet Chemfood Engineering Pvt. Ltd. Bangalore, M/s. Alfa Laval India Ltd., M/s. Praj Industries, M/s. B.G. Shirke for Silo Loading & Unloading, M/s. Andritz India Ltd. in field of Animal & Cattle Feed. The company has completed the projects successfully in various parts of country in Andhra Pradesh, Madhya Pradesh, Uttar Pradesh, Karnataka, Rajasthan, Haryana, Tamil Nadu, Kerala, Maharashtra and many other states. They have also exported to countries such as Malaysia, Ghana, Zimbabwe, South Africa, Australia, Egypt, Nigeria, Tanzania, Ivory Coast, Sri Lanka, Bangladesh, Nepal and Pakistan. They have also exported complete Rice Mill project in United Kingdom & Netherland. Eminence Equipments are always known for applying innovative and best of technology.



eminence

EQUIPMENTS

FUTURISTIC TECHNOLOGY

World Renowned Manufacturing Specialist



◀ GRAIN FEEDER ▶



◀ EN-MASS GRAIN FEEDER ▶



◀ GRAIN FEED CONTROLLER ▶



◀ GRAIN DIVERTORS ▶



◀ GRAIN / ATTA MOVER ▶



◀ GRAIN / DISCHARGER ▶

EMINENCE EQUIPMENTS PVT. LTD.

Plot No. C-22/1, Chakan Industrial Area, Phase-II, Village - Bhamboli, Taluka - Khed, District - Pune - 410 501, Maharashtra, India.

Phone: 02135 - 619400 • Mobile: +91 - 9822207728

E-mail: marketing@eminenceequipments.com, info@eminenceequipments.com

Website: eminenceequipments.com

Gabbar Engineering Co.

Pioneer and Perfectionist in manufacturing of Bag Making and Bag Closing sewing machine.

Gabbar Engineering Co. is leading manufacturer of "GABBAR" Brand Bag Closing Machine & PP/HDPE Woven Bag Sewing Machines. Gabbar Engineering Co. is the oldest and largest sewing machine manufacturing company in India and was established in 1972 in Ahmedabad, Gujarat, India.

Presently, Mr. Umesh Panchal as Managing Director is taking the company to towering heights. The company was the pioneer in the sector and riding on the first-mover advantage, it soon evolved as the market leader, technological peer and spear head. Their factory has C.N.C. machines which are operated by skilled workers and they have qualified engineers for inspecting the machines. All spare parts are produced perfectly and accurately as such not raising any questions about the quality. The company is ISO QAR ISO certified, CE certified and NSIC - D&B - SMERA certified.

GabbarTM
HEAVY DUTY BAG CLOSING MACHINES



Heavy Duty Bag Closing Machines

Gabbar Engineering Co. is manufacturer of Heavy-Duty Bag Closing Machines: AS 800 ATC / AS 802 ATC; AS 800 VM / AS 802 VM. These Machines are manufactured with top quality materials which is made from reliable and trusted vendors in the market. The above machines are having single and double needle, double and four threads with chain stitch heavy duty automatic bag closing machine & auto start stop & auto thread cutting system. The above Bag Closing Machines are Capable to stitch the Material of PP, HDPE, lenobag, Paper Bag & jute Bag. These machines are widely used in Fertiliser, Sugar, Rice/ Flour, Cattle / Poultry Feed & Powder Milk Etc.



GabbarTM

HEAVY DUTY BAG CLOSING MACHINES



Model :
AS 800 VM
AS 802 VM



Bag Closing Technology

High Speed-Sturdy-Rigid-Efficient



Use in Industries Like
Fertilizers, Sugar, Rice / Flour,
Cattle / Poultry Feed,
Powder Milk Etc.



Manufactured By:

Gabbar Engineering Co.

Plot No. 1903, F-Road, Opp. Kalupur Comm. Bank, Phase III, G.I.D.C., Vatva,
Ahmedabad - 382 445 INDIA. • Mob: +91-98240-62000
E-mail: umesh@gabbar.com • Web: <http://www.gabbar.com>



Free Listing of
Residents

After Overwhelming Response to
7th Edition of the
Punjabi Bagh Residents Directory


Free Directory
to Residents

मेरी दिल्ली

NOW PRESENTS

4th Edition of

PITAMPURA RESIDENTS' DIRECTORY



Members of our
Survey Team will
contact the residents
of Pitampura for
updating their entries
published in the
previous edition

**KINDLY
CO-OPERATE**

NNS
Media Group Since 1985

You may please contact on mobile/whatsApp
number for publication of your particulars

9811525602

Please contact for booking of advertisement / enquiry :

Pitampura Residents Directory, Meri Delhi House : 25/10, East Punjabi Bagh, New Delhi - 110026, Ph.: 8588849250, 9899632000
Anil Rana-9810213597, Rakesh Goel-9871412391, Dinesh Walla- 9873161505, R.N. Pandey-9910126150, Manoj Singh-9354478522,
Kamal Joshi-9910168988, Rajesh Taak-9871686939, D.P. Singh-9811997208, Ravi Sharma-7838683537



हर नमकीन का राज...



Sushil Kumar Dhanuka
(Founder)

In the year 2006, Sushil Kumar Dhanuka started a business with name of **Ridhi Sidhi Spices**. He started with bhujia and other namkeen products and after that he came to know about "**Longi Mirch**". A very rare & very special botanical species popularly known to have been cultivated in the peculiar climatic environment of that region, Sushil Kumar Dhanuka is passionate food lover & enthusiast himself, he decided to conduct an experiment on the taste of this wonderful product by using it in variety of cuisines.

Ridhi Sidhi Spices, Bikaner is the leading manufacturing unit of "**LONGI MIRCH (CHILLI) POWDER**", with name of "**POWER**" and "**DAMDAR**" brand.



LONGI MIRCH



An ISO 9001 : 2015 Certified Company

Ridhi Sidhi Spices



Rani Bazar Industrial Area, Behind Power House, Bikaner - 334001 (Rajasthan)

व्यापारिक पूछताछ आमंत्रित है



Call : +91-8890222685, +91-9829394280



Web : www.powerlongimirch.com

E-mail : info@powerlongimirch.com

US whole wheat flour production down in 2021

Whole wheat flour production in 2021 was 19.964 million cwts, down 157,000 cwts, or 0.8%, from 20.121 million cwts in 2020, according to data issued Feb. 1 by the National Agricultural Statistics Service of the US Department of Agriculture. The annual figure was the smallest since NASS began tracking whole wheat flour (and all flour) production data in 2014. Since peaking in 2015 at 24.115 million cwts, annual production of whole wheat flour has fallen 4.151 million cwts, or 17%. Whole wheat flour production held in a steady range of 22.2 million to 22.6 million cwts in the four years ended 2019, before falling to just over 20 million cwts in 2020 and just under 20 million cwts in 2021. At 19.964 million cwts, whole wheat flour accounted for 4.7% of total US flour production in 2021, the same percentage as in 2020 and down from 5.3% in 2019. The share of US flour production accounted for by whole wheat peaked in 2015 at 5.7%. Whole wheat flour production accounted for 4.9% of total flour production in the fourth quarter of 2021, up from 4.7% in the third quarter and 4.5% in the fourth quarter of 2019.

While trends were weak in total whole wheat flour production in 2021, the same was not true for whole wheat semolina. Production of whole wheat semolina in 2020 was 883,000 cwts,



up 4.7% from 616,000 cwts in 2020. Whole wheat semolina production was 644,000 in 2019 and 604,000 cwts in 2018. The 883,000-cwt total was the highest since NASS began tracking the figure. The 2021 figure was boosted by a surge in fourth-quarter production. October-December 2021 production of whole wheat semolina was 355,000 cwts, up 208,000 cwts, or 142%, from 147,000 cwts in the fourth quarter of 2020. It was the second consecutive quarter of strong whole wheat semolina production. Third-quarter production was 238,000 cwts, up 78% from a year earlier. Production of whole wheat flour ex-semolina in 2020 was 19.081 million cwts, down 2.2% from 19.505 million cwts in 2020 and compared with 21.595 million in 2019 and 21.739 million in 2018. In the fourth quarter, whole wheat flour ex-semolina production was 4.909 million cwts, up 204,000 cwts, or 4.3%, from 4.705 million cwts in the fourth quarter of 2020. Fourth-quarter production was up 3.7% from 4.736 million cwts in the third quarter of 2021.

Cambodia ships more than 53,000 tonnes of milled rice in January 2022



Cambodia shipped some 53,036 tonnes of milled rice in the first month of this year, netting \$35.72 million. The update was provided by the Cambodian Rice Federation (CRF), indicating that the exported amount saw an increase of 54.75 percent compared to the same period in 2021. China remains the biggest market, importing 31,181 tonnes or 58.79 percent of Cambodian milled rice, followed by 16 EU countries and 3 ASEAN nations buying 12,542 tonnes and 6,277 tonnes of the product respectively. The remaining 3,072 tonnes or 5.52 percent of the milled rice, were shipped to 13 other destinations. Additionally, the country exported some 275,511 tonnes of paddy rice to neighbouring countries, generating \$60.61 million. In 2021, a total of 617,069 tonnes of Cambodian milled rice worth \$418 million were exported to China, 24 EU countries and 7 ASEAN member states. The Kingdom also sold about 3.53 million tonnes of paddy rice with an estimated price of \$846 million to neighbouring countries, mainly Vietnam.



JABS
INTERNATIONAL PVT. LTD.

Government Recognised Three Star Export House

AN ISO 9001:2015 & 22000 : 2005 & BRC CERTIFIED COMPANY

Winners of Rolling Trophy for Top Most Exporter of Spices for the year 2007-2008, 2008-2009, 2009-2010, 2010-2011 to 2018 and many more awards from Government of India (Spices Board), Govt. of Maharashtra, I.O.P.E.A, D&B-ECGC, GLOBOIL, FIEO from the year 1995 to 2018.

"We are a team together and are committed to Achieve Total Quality, Exceptional Service and Continuous Improvement in Every Aspect of Our Enterprise".

MANUFACTURE / PROCESSORS / MILLERS / EXPORTERS SPICES

(WHOLE, GROUND & BLENDED)

Chillies
Turmeric
Coriander Seeds
Cumin Seeds
Fennel Seeds
Fenugreek Seeds
Cardamom
Ginger
Ajwan Seeds
Dill Seeds
Celery Seeds
Garlic
Curry Powder
Nutmeg
Black Cumin
Black Pepper
& Other Spices

OIL SEEDS

Sesame Seeds
Hulled, Natural
(White, Black, Brown)
Groundnut Kernels
Niger Seeds
Safflower Seeds
Lin Seeds

RAISINS

Golden
Black
Brown
Green

SUPER FOODS

Quinoa
Chia Seeds

OTHER AGRO COMMODITIES

Dehydrated Onion
Garlic
Onion
Maize
Millet
Sorghum

HERBS

Kapur Kachli
Senna Leaves & Pods
Basil Seeds
Cassia Semen Torae
Tukmaria Small & Big
Annato Seeds

PULSES

Chick Peas
Red Split Lentils
Green Moong Bean
Toor Dal

Jabs International Pvt. Ltd.

A-350, T.T.C. Industrial Area, M.I.D.C., Mahape, Navi Mumbai 400 710. India.

Tel No. + 91-22-27784500, 41412525

Email: jabs@jabsinternational.com Website : www.jabsinternational.com

We welcome your valuable enquiries to get associate with your reputed firm



PM kickstarts 50th Anniversary Celebrations of ICRISAT and inaugurates two research facilities

The Prime Minister, Shri Narendra Modi visited the International Crops Research Institute for the Semi-Arid Tropics (ICRISAT) campus in Patancheru, Hyderabad and kickstarted the 50th Anniversary celebrations of ICRISAT. The Prime Minister also inaugurated ICRISAT's Climate Change Research Facility on Plant Protection and ICRISAT's Rapid Generation Advancement Facility. These two facilities are dedicated to the smallholder farmers of Asia and sub-Saharan Africa. Prime Minister also unveiled a specially designed logo of ICRISAT and launched a commemorative stamp issued on the occasion. Governor Telangana Smt. Tamilsai Soundararajan, Union Ministers Shri Narendra Singh Tomar and Shri G. Kishan Reddy were among those present on the occasion. The Prime Minister noted the auspicious occasion of Basant Panchami and congratulated ICRISAT for 50 years. Underlining the importance of next 25 years for both the country and also for ICRISAT, the Prime Minister stressed the need for new goals and working for them. The Prime Minister lauded ICRISAT for their contribution in helping agriculture in large part of the world including India. He appreciated their contribution in water and soil management, improvement in crop variety, on-farm diversity and livestock integration. He also praised their holistic approach in integrating farmers with their markets and promoting pulses and chick pea production in Andhra Pradesh and Telangana. "Your research and technology have helped making agriculture easy and sustainable", Shri Modi said.



The Prime Minister said that National Mission for self-reliance in edible oils indicates India's new approach. The Mission aims to increase palm oil area by 6 lakh hectare. "This will help Indian farmers at every level and will prove very beneficial for the farmers of Andhra Pradesh and Telangana", the Prime Minister pointed out. He also dwelled on the steps taken to strengthen post-harvest infrastructure like creating cold chain storage capacity of 35 million tonnes and creation of 1 lakh crore rupees Agriculture Infrastructure Fund. India is also focusing on establishing FPOs and Agriculture value chain. "We wish to create an alert and potent market force out of small farmer by organizing them into thousands of FPOs", he said. The Prime Minister said that India's goal is not just increasing food grain production. India has enough surplus food grain to run one of the world's big food security programme. "We are focusing on food security as well as nutrition security. With this vision, we have developed many bio-fortified varieties in the last 7 years". ICRISAT is an international organisation that conducts agricultural research for development in Asia & sub-Saharan Africa. It helps farmers by providing improved crop varieties and hybrids and also helps smallholder farmers in the drylands fight climate change.

Price Volatility of 'TOP' Crops

There are several factors including weather conditions causing fluctuations in prices for Tomato, Onion and Potato (TOP) crops such as arrivals from non-traditional areas/other parts of country; season-wise change in crop-sowing pattern; early arrival of crop from next Rabi/Kharif season and residual of previous season's crop etc. Ministry of Food Processing Industries provides transportation /storage subsidy @50% for notified fruits & vegetables including (TOP) crops at the time of glut situation during harvest season under short term intervention of scheme of Operation Greens (OG) which helps in price

stabilization for farmers as well as consumers. The Ministry is also maintaining Market Intelligence & Early Warning System (MIEWS) Portal to keep watch on current prices of Tomato, Onion and Potato (TOP) crops through National Agricultural Cooperative Marketing Federation of India Ltd. (NAFED) and accordingly, low price alerts are issued to concerned departments of States from time to time. This information was given by Minister of State for M/o Food Processing Industries, Shri Prahlad Singh Patel in a written reply in Rajya Sabha.



Magnetic & Vibrating Equipment

Mfg. of Rare Earth, Ferrite & All Type of Industrial Permanent Magnetic & Vibrating Equipment.



Hi Power Roll Separator Magnet



Wet Magnetic Separator



Inline Magnetic Separator



Six Stage Drawer Magnet



Tripple Roll Magnetic Separator



Suspended Magnet



Vibrating Screen



Over Belt Magnetics Separator



Pipe Line Magnet Rod



Grill Magnet



Magnetic Lifter



Rod Magnet Channel



An ISO 9001:2015 Certified Company

Excel Magnetics®

Post & Plant Address: Plot No. 60, Road No. 5, GIDC, Kathwada, Ahmedabad - 382430

Website : www.excelmagnetics.com, Email: info@excelmagnetics.com

Contact : Mr. Shaillesh Rupala - +91 9825962788 / 9099993291

BUSINESS STAR

Devoted to Food Processing Sector

www.businessstar.in

ENGLISH MONTHLY

IS COMING OUT WITH SPECIAL ISSUE
ON THE OCCASION OF



Book your advertisement
Space in
BUSINESS STAR
Special Issue of APRIL-2022



— Please Contact : —

Meri Delhi House: 25/10, East Punjabi Bagh, New Delhi-110026, Mob : 8588849250, 9899632000
E-mail: nnsonline@nnsonline.com, Website: www.nnsmediagroup.com



Lecithin Powder
Solvent Extraction
Vegetable Oil Refinery



SUNDEX

Feed Plants
Herbal Extraction
Super Critical Fluid

Industrial Leaders From More Than 3 Decades

Sundex Process Engineers Pvt. Ltd.

Where Science Gets Down To Business

Call: +91-22-26820336, +91-22-26822415
E-mail: info@sundexindia.com • Website: www.sundexindia.com

स्वादिष्ट एवं पाचक टेबलेट

सतमोला®

सतमोला खाओ,
कुछ भी पचाओ



FOR DISTRIBUTORSHIP AND SALES CAREER

Write to us at: SSG PHARMA PVT. LTD. 155, Site-IV, Industrial Area, Sahibabad, Ghaziabad (U.P.) 201005

H. Off.: 17-1st Floor, Sachdeva Tower, Community Centre, Karkardooma, Delhi - 110092.

Contact us at: 9388761649, 9582060000

Mail us: info@satmola.com

Visit us: www.satmola.com

SHOP ONLINE AT:  online.satmola.com




Hotel
city park

WELCOME TO CITY PARK HOTEL

HOTEL CITY PARK

Pitampura, New Delhi - 110034 • Tel: 011 - 423 10 101 • Mob: 93112 112 38
E-mail: bqtsales@cityparkhotel.in • Website: www.cityparkhotel.in



NOW AWESOME MARIO BISCUITS

FLAVOURS THAT ADD PUNCH TO EVERY MUNCH



www.mymario.com



Aisi hai feel,
everybody will steal.

HAR KOI JHAPTE

CHAPTE
BAKED MASALA
PAPER BISCUITS



— www.mymario.com —

ADCO PRIME

Specialized In :

Dry Fruits & Nuts • Spices • Pulses & Beans • Rice & Sugar



ADCO PRIME GENERAL TRADING LLC

Office 207, 2nd Floor, Al Fajar Building, Opp. Al Ras Metro Station, Al Ras – Deira,
P. O. Box – 12748, Dubai – United Arab Emirates
Phone : +971 4 255 5572 • Fax : +971 4 220 1861 • Mobile : +971 50 714 0924
E-mail : info@adcoprime.com • Website : www.adcoprime.com

Connect on Social Media :





GAUTAM GENERAL TRADING LLC غاوتام للتجارة العامة ش.ذ.م.م



Perfect Taste



Extraordinary Length



Authentic Flavour



Marketing Head Office

Gautam General Trading LLC
Old Baladiya Street Al Ras, Deira,
Dubai United Arab Emirates

Tel: +971 4 23 53 427
Fax: +971 4 23 53 851
Email: info@gautamgroup.com
Web: www.gautamgroup.com

India Corporate Office

Punjab Riceland Agro Foods Pvt. Ltd.
615, 6th Floor, D Wing,
Neelkanth Business Park,
Vidyavihar West, Mumbai - 400086

Tel: +91 22 250 20949
Email: info@prlagro.com
Web: www.prlagro.com

India Processing Plant

Punjab Riceland Agro Foods Pvt. Ltd.
324, 343, Near Met India, New GIDC-II,
Mithi Rohar, Gandhi Dham - 370201

Tel: +91 70460 92401
Email: Gandhidham@prlagro.com
Web: www.prlagro.com

India Factory

Punjab Riceland Private Limited
Chabhal Road, Tam Taran 143401,
Punjab, India

Tel: +91 1852 222360
Fax: +91 1852 222506
Email: info@punjabriceland.com
Web: www.punjabriceland.com

Gulfood

13 - 17 FEB 2022
DUBAI WORLD TRADE CENTRE

**The World's Largest
Annual Showcase
for F&B Sourcing**

**Visit Our Stand
Hall: Z5
Stand: Z5-H34**



Disclaimer: Information in this message and attachments is confidential. It may be legally privileged. Only intended recipients are authorized to read it and / or use it. Email Transmissions are not guaranteed to be secure or error free and sender does not accept liability for such errors or omissions. If you have received this message in error, please immediately notify the sender, and delete the original message and attachments.

This is an environment friendly email. Please do not print it unless it is really necessary.



HUNTING NO. 91-23-25260001

R. B. INTERNATIONAL SHIPPING PVT. LTD.

WORLDWIDE FREIGHT BROKER, SHIP CHARTERERS & SHIPPING AGENT

The R.B. INTERNATIONAL Group has under its umbrella the following Companies:

- R.B. INTERNATIONAL SHIPPING PVT. LTD.
- R.B. INTERNATIONAL
- ROYAL (INDIA) SHIPPING & LOGISTICS
- R.B. ENTERPRISES

We are proud to announce our strong relation in below mentioned sectors :

- MEDITERRANEAN, U.K., NORTH CONTINENT, SCANDINAVIA
- U.S.A., CANADA, ATLANTIC & PACIFIC PORTS
- SOUTH & CENTRAL AMERICAN, CARIBBEAN
- FAR EAST, CHINA, JAPAN, AUSTRALIA, NEW ZEALAND & PACIFIC ISLANDS
- WEST ASIA GULF, UPPER GULF
- RED SEA
- SOUTH & WEST AFRICAN PORTS
- BLACK SEA
- EAST EUROPEAN & CIS DESTINATIONS.

Best ocean freight rates
with best services
for 24 Hrs.

CARRYING REEFER & DRY CARGO FROM :

NHAVA SHEVA, PIPAVAV, MUNDRA, HAZIRA, DELHI ICD, ICD PITHAMPUR & NAGPUR ICD



For Further Details Please Contact:

Bldg. No. 86, Navrang Bldg., Shop No. 6, B- Wing, Ground Floor, Tilak Nagar, Chembur, Mumbai - 400089, India.

Tel: 91-22-25260001, 10, 14, 29, 31, 32, 34, Fax: 91-22-20850137

Email: rb@rbinternational.co.in, rbinternationalcs@gmail.com,

ranjeetsinghrbl@hotmail.com, rbranjeetsingh@gmail.com, skype-remjeetsinghrbl

Managing Director: Ranjeet Singh +91-98336 66995, +91-98216 44444

Marketing Team : Vinod Roshniya +91-98336 66996, +91-98336 66997

Pradeep Shukla +91-98204 71233, +91-93722 93981

Harish Chandra +91-99207 81654

Operations : Indish Kadam +91-82914 61274

Customer Service : Pooja Purohit +91-99695 13887

& Documentation : Vimal Verma +91-70218 73678

Accounts : Gaurav Kataria +91-98191 62437

Arjun Khan +91-98335 60055, +91-99308 60055

Rajesh Singh +91-93240 79005, +91-98191 62436

Arundh Pankaj +91-99207 81655

Ringshree +91-74003 63036

Website: www.rbinternational.co.in • www.rbinternational.tradeindia.com